








01_

Floor covering profiles



02_

Stair nosing profiles




03_

Wall covering profiles




04_

Movement joint profiles



05_

Perimeter profiles for balconies and terraces



06_

Tile installation membranes



07_

Baseboards and wall protection rails



Index



08_

Drainage systems

09_

Tile installation accessories

Floor covering profiles	page 4
Stair nosing profiles	page 35
Wall covering profiles	page 50
Movement joint profiles	page 77
Perimeter profiles for balconies and terraces	page 91
Tile installation membranes	page 98
Baseboards and wall protection rails	page 105
Drainage systems	page 112
Tile installation accessories	page 120
Marketing	page 138

01_

02_

03_

04_

05_


06_

07_

08_

09_

///_





Floor Covering Profiles

Innovative and traditional profiles join different materials, edges and surfaces to create both classic and modern designs.

A complete range of profiles specifically engineered for tile and stone flooring and a comprehensive line of multipurpose profiles provide edging and finishing for most flooring on the market.

We offer solutions that are technical and aesthetic, perfectly complementing tiling and floor coverings of interior spaces. Discreet, minimal, linear as well as decorative profile sections offer a vast range of design possibilities and guarantee state-of-the-art floor detailing.



Article		Use	Page
Trimtec	TR	multipurpose	6
Trimtec	SR	edge finish	9
Bordertec	BSR	terminal prof. for elevated floors	10
Roundjolly	RJ	thin-set	11
Mosaictec	SJM	thin-set	11
Squarejolly	SJ	junction	12
Cubetec	CU-FI	junction	13
Covertec	EP	junction	14
Roundtec	RD	transition	14
Zerotec	ZRM	transition	14
Zerotec	ZR	junction ramp	15
Rampotec	ZRR	junction ramp	15
Linetec	AD	separation profile	16
Linetec	MB	separation profile	16
Linetec	PT	separation profile	16
Covertec	SP	junction	17
Striptec	ST	threshold	18
Striptec	STB/STP	threshold	20
Leveltec	RPR	threshold	21
Leveltec	RP	threshold	22
Variotec	DC	edge strip	23
Variotec	DK	edge strip	23
Variotec	DR/DS	compensating edge	24
Leveltec - Linetec	ZP/PR/PQ/PU	junction	24
Multiclip®	CLG 370	multiclip	25
Multiclip®	CLF 450	multiclip 6÷11 mm	26
Multiclip®	CLF 490	multiclip 12÷18 mm	26
Multiclip®	CLP 270	multiclip perimeter	27
Multiclip®	CLS 250	multiclip stair nosing	27
Multifix	CLG 300	multifix	28
Multicover		multicover wood	29
Woodtec	LT	edge for wooden floors	30
Woodtec	LP	edge for wooden floors	31
Woodtec	LG/LS	junction	31
Carpetec	MG	carpet junction	32
Carpetec	MP/MA	edge	32
Carpetec	MS/MD/CGD/CFD/CBD	carpet edge	33
Linotec	AP/AV/SC	edge PVC	34



Length: 2,70 meters

SELFLINE/KIT PRE-CUT
0,90 e 1,35 m + €/m 0,45

CURVELINE/BENDABLE
Code TR-ILD + €/m 2,95



trim+tec » TR-IL Stainless Steel AISI 304 - DIN 1.4301

	H = mm	Art.		Finish	€/ m	pcs ■	pcs ■■
	4,5	TR	45	IL	Polished	7,58	30 90
	6	TR	60	IL	Polished	7,97	30 90
	8	TR	80	IL	Polished	8,22	30 90
	10	TR	100	IL	Polished	8,55	30 90
	11	TR	110	IL	Polished	8,80	30 90
	12,5	TR	125	IL	Polished	9,01	30 90
	15	TR	150	IL	Polished	9,55	20 60
	17,5	TR	175	IL	Polished	10,07	20 60
	20	TR	200	IL	Polished	10,40	20 60
	22,5	TR	225	IL	Polished	10,92	20 60
	25	TR	250	IL	Polished	11,65	20 60
	27,5	TR	275	IL	Polished	12,30	20 60
	30	TR	300	IL	Polished	12,50	20 60

Profile protected with a removable film.

trim+tec » TR-IS Stainless Steel AISI 304 - DIN 1.4301

H = mm	Art.		Finish	€/ m	pcs ■	pcs ■■
4,5	TR	45	IS	Brushed	9,66	30 90
6	TR	60	IS	Brushed	10,05	30 90
8	TR	80	IS	Brushed	10,30	30 90
10	TR	100	IS	Brushed	10,63	30 90
11	TR	110	IS	Brushed	10,88	30 90
12,5	TR	125	IS	Brushed	11,09	30 90
15	TR	150	IS	Brushed	11,63	20 60
17,5	TR	175	IS	Brushed	12,15	20 60
20	TR	200	IS	Brushed	12,48	20 60
22,5	TR	225	IS	Brushed	13,00	20 60
25	TR	250	IS	Brushed	13,73	20 60
27,5	TR	275	IS	Brushed	14,38	20 60
30	TR	300	IS	Brushed	14,58	20 60

Profile protected with a removable film.

trim+tec » TR-ILM Stainless Steel AISI 316 - DIN 1.4404

H = mm	Art.		Finish	€/ m	pcs ■	pcs ■■
6	TR	60	ILM	Polished	9,55	30 90
8	TR	80	ILM	Polished	9,74	30 90
10	TR	100	ILM	Polished	10,26	30 90
new 11	TR	110	ILM	Polished	10,47	30 90
12,5	TR	125	ILM	Polished	11,20	30 90
15	TR	150	ILM	Polished	11,85	20 60


Profile protected with a removable film.

trim+tec » TR-IX Stainless Steel AISI 304 - DIN 1.4301

H = mm	Art.		Finish	€/ m	pcs ■	pcs ■■
10	TR	100	IX	Sanded	11,12	30 90
11	TR	110	IX	Sanded	11,34	30 90
12,5	TR	125	IX	Sanded	11,58	30 90

Indivisible packaging 20 pcs.

Bendable with bending mach. p. 132




trim+tec TR-IL



trim+tec TR 45 IL
























trimtecTR



































Curveline

trimtec » TR-AN Aluminum

 	H = mm	Art.			Finish	€/ m	pcs ■	pcs ■■
	2	TR	20	AN	Natural	2,42	40	120
	3	TR	30	AN	Natural	2,45	40	120
 	4,5	TR	45	AN	Natural	2,49	40	120
 	6	TR	60	AN	Natural	2,54	40	120
 	8	TR	80	AN	Natural	2,61	40	120
 	10	TR	100	AN	Natural	2,75	40	120
 	11	TR	110	AN	Natural	2,91	40	120
 	12,5	TR	125	AN	Natural	3,07	40	120
 	15	TR	150	AN	Natural	3,38	30	90
	17,5	TR	175	AN	Natural	3,70	30	90
	20	TR	200	AN	Natural	3,94	30	90
new 	22,5	TR	225	AN	Natural	4,18	30	90




trimtec » TR-AS Anodized Aluminum

 	H = mm	Art.			Finish	€/ m	pcs ■	pcs ■■
	2	TR	20	AS	Silver	3,31	40 	120
	3	TR	30	AS	Silver	3,33	40 	120
 	4,5	TR	45	AS	Silver	3,40	40 	120
 	6	TR	60	AS	Silver	3,53	40 	120
 	8	TR	80	AS	Silver	3,65	40 	120
 	10	TR	100	AS	Silver	3,83	40 	120
 	11	TR	110	AS	Silver	4,11	40 	120
 	12,5	TR	125	AS	Silver	4,38	40 	120
	15	TR	150	AS	Silver	4,76	30 	90
	17,5	TR	175	AS	Silver	5,17	30 	90
	20	TR	200	AS	Silver	5,55	30 	90
new 	22,5	TR	225	AS	Silver	5,94	30 	90



Many other finishes at page 65.

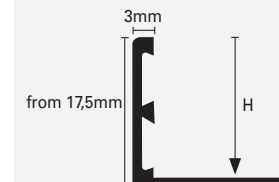
 Dovetail internal groove




-  Improved mechanical adhesion
-  Best tile protection
-  Better load resistance

Length: 2,70 meters

-  **SELFLINE/KIT PRE-CUT**
0,90 e 1,35 m + €/m 0,45
-  **CURVELINE/BENDABLE**
Code TR-AND + €/m 1,48



 Individually wrapped

 Indivisible packaging 20 pcs.

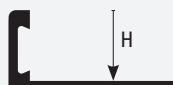
 Bendable with bending mach. p. 132



























Length: 2,70 meters

 **SELFLINE/KIT PRE-CUT**
0,90 e 1,35 m + €/m 0,45

 **CURVELINE/BENDABLE**
Code TR-OND + €/m 2,65



trimtec »TR-ON Brass								
 	H = mm	Art.			Finish	€/ m	pcs ■	pcs ■■
	2	TR	20	ON	Natural	6,92	20	60
	3	TR	30	ON	Natural	6,99	20	60
 	4,5	TR	45	ON	Natural	7,21	20	60
 	6	TR	60	ON	Natural	7,44	20	60
 	8	TR	80	ON	Natural	7,87	20	60
 	10	TR	100	ON	Natural	8,31	20	60
 	12,5	TR	125	ON	Natural	8,99	20	60
 	15	TR	150	ON	Natural	9,73	20	60
	17,5	TR	175	ON	Natural	10,73	20	60
	20	TR	200	ON	Natural	11,42	20	60
	22,5	TR	225	ON	Natural	11,99	20	60
	25	TR	250	ON	Natural	12,81	20	60
 	27,5	TR	275	ON	Natural	13,40	20	60
 	30	TR	300	ON	Natural	13,91	20	60

trimtec »TR-OL Brass								
	H = mm	Art.			Finish	€/ m	pcs ■	pcs ■■
	2	TR	20	OL	Polished	10,51	20	60
	3	TR	30	OL	Polished	10,58	20	60
	4,5	TR	45	OL	Polished	10,79	20	60
	6	TR	60	OL	Polished	11,03	20	60
	8	TR	80	OL	Polished	11,46	20	60
	10	TR	100	OL	Polished	11,90	20	60
	12,5	TR	125	OL	Polished	12,58	20	60
	15	TR	150	OL	Polished	13,31	20	60
	17,5	TR	175	OL	Polished	14,32	20	60
	20	TR	200	OL	Polished	15,01	20	60
	22,5	TR	225	OL	Polished	15,58	20	60
	25	TR	250	OL	Polished	16,40	20	60
	27,5	TR	275	OL	Polished	16,98	20	60
	30	TR	300	OL	Polished	17,50	20	60



trimtec TR-OL



trim+tec SR-AS



trim+tec SR-AS

trim+tec » SR-IL Stainless Steel AISI 304 - DIN 1.4301 - Reversible profile double Thickness H							
<input checked="" type="checkbox"/>	H / H'	Art.		Finish	€/ m	pcs ■	pcs ■■
<input checked="" type="checkbox"/>	8/15	SR	8/15	IL	Polished	13,76	10 30
<input checked="" type="checkbox"/>	10/12,5	SR	10/12	IL	Polished	13,76	10 30

trim+tec » SR-IS Stainless Steel AISI 304 - DIN 1.4301 - Reversible profile double Thickness H							
<input checked="" type="checkbox"/>	H / H'	Art.		Finish	€/ m	pcs ■	pcs ■■
<input checked="" type="checkbox"/>	8/15	SR	8/15	IS	Brushed	16,31	10 30
<input checked="" type="checkbox"/>	10/12,5	SR	10/12	IS	Brushed	16,31	10 30

trim+tec » SR-AS Anodized Aluminum - Reversible profile double Thickness H							
<input checked="" type="checkbox"/>	H / H'	Art.		Finish	€/ m	pcs ■	pcs ■■
<input checked="" type="checkbox"/>	8/15	SR	8/15	AS	Silver	6,91	20 60
<input checked="" type="checkbox"/>	10/12,5	SR	10/12	AS	Silver	6,91	20 60

trim+tec » SR-ON Brass - Reversible profile double Thickness H							
<input checked="" type="checkbox"/>	H / H'	Art.		Finish	€/ m	pcs ■	pcs ■■
<input checked="" type="checkbox"/>	8/15	SR	8/15	ON	Natural	13,80	10 30
<input checked="" type="checkbox"/>	10/12,5	SR	10/12	ON	Natural	13,80	10 30

trim+tec » SR-OL Brass - Reversible profile double Thickness H							
<input checked="" type="checkbox"/>	H / H'	Art.		Finish	€/ m	pcs ■	pcs ■■
<input checked="" type="checkbox"/>	8/15	SR	8/15	OL	Polished	17,38	10 30
<input checked="" type="checkbox"/>	10/12,5	SR	10/12	OL	Polished	17,38	10 30



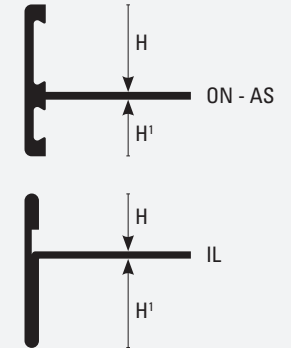
Stainless Steel



- + Stainless Steel 304
- + Stainless Steel 316 for food and hospital environments
- + Sanded Stainless Steel (IX) Unique and elegant finish

Length: 2,70 meters

- CURVELINE/BENDABLE
- Code SR-ASD + €/m 1,48
- Code SR-OND + €/m 2,65
- Code SR-ILD + €/m 2,95

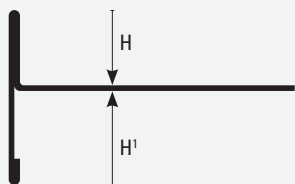


Individually wrapped

Bendable with bending mach. p. 132



Length: 2,70 meters



bordertec » BSR-A* Reversible profile in Aluminum for marble and natural stone

	H / H'	Art.	Color	Description	€/ m	pcs ■	pcs ■■
	10/35	BSR 10/35 A*	22/50	Edge profile	18,34	10	30
	15/30	BSR 15/30 A*	22/50	Edge profile	18,34	10	30
	20/25	BSR 20/25 A*	22/50	Edge profile	18,34	10	30
new	20/40	BSR 20/40 A*	22/50	Edge profile	22,28	10	30
new	20/60	BSR 20/60 A*	22/50	Edge profile	24,54	10	30
new	20/80	BSR 20/80 A*	22/50	Edge profile	27,58	10	30
new	20/100	BSR 20/100 A*	22/50	Edge profile	31,38	10	30

Color code* 22 = Pastel Grey; **new** 50 = Embossed Micaceous Grey.
Other finishes Modern Line (24/25/60/64) on minimum request of 100 pcs.

bordertec » BSR-A* Junctions

	H / H'	Art.	Color	Description	€/ pc	pcs ■	pcs ■■
		BSRE 45 A*	22/50	External junction	25,36	10	30
		BSRG 45 A*	22/50	Junction	5,04	10	30

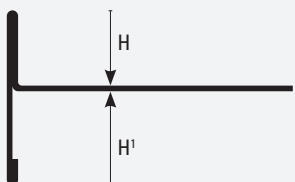
Universal end caps and junctions: suitable for all sizes.

	H / H'	Art.	Color	Description	€/ pc	pcs ■	pcs ■■
new	20/40	BSRE 20/40 A*	22/50	External junction	30,82	10	30
new	20/60	BSRE 20/60 A*	22/50	External junction	33,96	10	30
new	20/80	BSRE 20/80 A*	22/50	External junction	38,15	10	30
new	20/100	BSRE 20/100 A*	22/50	External junction	43,39	10	30

	H / H'	Art.	Color	Description	€/ pc	pcs ■	pcs ■■
new	20/40	BSRG 20/40 A*	22/50	Junction	6,13	10	30
new	20/60	BSRG 20/60 A*	22/50	Junction	6,75	10	30
new	20/80	BSRG 20/80 A*	22/50	Junction	7,59	10	30
new	20/100	BSRG 20/100 A*	22/50	Junction	8,66	10	30

Color code* 22 = Pastel Grey; **new** 50 = Embossed Micaceous Grey.
Other finishes Modern Line (24/25/60/64) on minimum request of 100 pcs.

Length: 2,70 meters



bordertec » BSR-IL Reversible profile in Stainless Steel for marble and natural stone

	H / H'	Art.	Finish	€/ m	pcs ■	pcs ■■
	10/35	BSR 10/35 IL	Polished	28,11	10	30
	15/30	BSR 15/30 IL	Polished	28,11	10	30
	20/25	BSR 20/25 IL	Polished	28,11	10	30

bordertec » BSR*-IL Universal end caps and junction in Stainless Steel

	H / H'	Art.	Finish	€/ pc	pcs ■	pcs ■■
	Junction	BSRE 45 IL	Polished	34,35	10	30
	Junction	BSRG 45 IL	Polished	6,27	10	30


Universal end caps and junctions: suitable for all sizes.




bordertec BSR-IL



bordertec BSRG



bordertec BSRE-A50



roundjolly RJ 45 IL



squarejolly SJM

roundjolly » RJ 45 IL Stainless Steel AISI 304 - DIN 1.4301							
H = mm	Art.			Finish	€/ m	pcs ■	pcs ■■
4,5	RJ	45	IL	Polished	9,02	20	60

Profile protected with a removable film.

roundjolly » RJ 45 IS Stainless Steel AISI 304 - DIN 1.4301							
H = mm	Art.			Finish	€/ m	pcs ■	pcs ■■
4,5	RJ	45	IS	Brushed	11,10	20	60

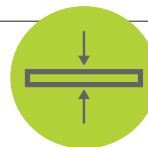
roundjolly » RJ 45 AS Anodized Aluminum							
H = mm	Art.			Finish	€/ m	pcs ■	pcs ■■
4,5	RJ	45	AS	Silver	3,75	20	60

squarejolly » SJM 44 AS for mosaic and thin tiles in Anodized Aluminum							
H = mm	Art.			Finish	€/ m	pcs ■	pcs ■■
4,4	SJM	44	AS	Silver	4,78	20	60

squarecapsula » SJC 44 AS Anodized Aluminum							
H = mm	Art.			Finish	€/ set	set ■	set ■■
4,4	SJC	44	AS	Silver	9,47	2	20

Universal end caps (internal and external, and three-way intersection). Loose pcs not available.

+ Profile for thin tiles



- + Mosaic profiles
- + Full range for thin tiles
- + Unique finishes

Length: 2,70 meters



Length: 2,70 meters



Length: 2,70 meters

5.1mm

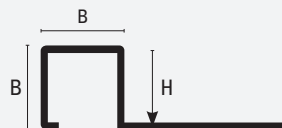




Length: 2,70 meters

CURVELINE/BENDABLE
Code SJ-ILD + €/m 2,95

Visible side B:
H size + 1mm
e.g. SJ80 = 9x9mm



squarejolly » SJ-IL Stainless Steel AISI 304 - DIN 1.4301

<input checked="" type="checkbox"/>	H = mm	Art.		Finish	€/ m	pcs ■	pcs ■■	
<input checked="" type="checkbox"/>	6	SJ	60	IL	Polished	9,30	20	60
<input checked="" type="checkbox"/>	8	SJ	80	IL	Polished	9,80	20	60
<input checked="" type="checkbox"/>	9	SJ	90	IL	Polished	10,14	20	60
<input checked="" type="checkbox"/>	10	SJ	100	IL	Polished	10,60	20	60
<input checked="" type="checkbox"/>	11	SJ	110	IL	Polished	10,83	20	60
<input checked="" type="checkbox"/>	12,5	SJ	125	IL	Polished	11,29	20	60
<input checked="" type="checkbox"/>	15	SJ	150	IL	Polished	13,25	20	60

B = H + 1 mm. Profile protected with a removable film.

squarejolly » SJ-IS Stainless Steel AISI 304 - DIN 1.4301

	H = mm	Art.		Finish	€/ m	pcs ■	pcs ■■	
	6	SJ	60	IS	Brushed	11,38	20	60
	8	SJ	80	IS	Brushed	11,88	20	60
	9	SJ	90	IS	Brushed	12,22	20	60
	10	SJ	100	IS	Brushed	12,68	20	60
	11	SJ	110	IS	Brushed	12,91	20	60
	12,5	SJ	125	IS	Brushed	13,37	20	60
	15	SJ	150	IS	Brushed	15,33	20	60

B = H + 1 mm. Profile protected with a removable film.

squarejolly » SJ-IL Stainless Steel AISI 316 - DIN 1.4301

	H = mm	Art.		Finish	€/ m	pcs ■	pcs ■■	
	8	SJ	80	ILM	Polished	12,75	20	60
	9	SJ	90	ILM	Polished	13,09	20	60
	10	SJ	100	ILM	Polished	13,55	20	60
	11	SJ	110	ILM	Polished	13,78	20	60
	12,5	SJ	125	ILM	Polished	14,24	20	60
	15	SJ	150	ILM	Polished	16,20	20	60

B = H + 1 mm. Profile protected with a removable film.

squarejolly » SJ-IX Stainless Steel AISI 304 - DIN 1.4301

	H = mm	Art.		Finish	€/ m	pcs ■	pcs ■■	
	8	SJ	80	IX	Sanded	12,66	20	60
	10	SJ	100	IX	Sanded	13,48	20	60
	12,5	SJ	125	IX	Sanded	14,18	20	60

squarecapsule » SJC-I* Stainless Steel corners

H = mm	Art.		Finish	€/ set	set ■	set ■■	
6/8/9/10/11/12,5/15	SJC	-	IL	Polished	26,69	2	20
8/9/10/11/12,5/15	SJC	-	ILM	Polished AISI 316	33,09	2	20
6/8/9/10/11/12,5/15	SJC	-	IS	Brushed	31,77	2	20
8/10/12,5	SJC	-	IX	Sanded	26,69	2	20

Universal end caps (internal and external, and three-way intersection). Loose pcs not available.



squarejolly SJ-IL



squarejolly SJ-IX



squarejolly SJ-OL



listec FI-IL

squarejolly » SJ-OL Brass

H = mm	Art.			Finish	€/ m	pcs ■	pcs ■■
8	SJ	80	OL	Polished	12,62	15	45
10	SJ	100	OL	Polished	13,63	15	45
12,5	SJ	125	OL	Polished	14,95	10	30

B = H + 1 mm

squarecapsule » SJC-OL Brass

H = mm	Art.			Finish	€/ set	set ■	set ■■
8	SJC	80	OL	Polished	19,81	2	20
10	SJC	100	OL	Polished	19,81	2	20
12,5	SJC	125	OL	Polished	19,81	2	20

Universal end caps (internal and external, and three-way intersection). Loose pcs not available.

cube+tec » CU-IL Stainless Steel AISI 304 - DIN 1.4301

H = mm	Art.			Finish	€/ m	pcs ■	pcs ■■
8	CU	80	IL	Polished	11,43	20	60
10	CU	100	IL	Polished	12,03	20	60
12,5	CU	125	IL	Polished	12,75	20	60

Profile protected with a removable film.

cube+tec » CU-IS Stainless Steel AISI 304 - DIN 1.4301

H = mm	Art.			Finish	€/ m	pcs ■	pcs ■■
8	CU	80	IS	Brushed	13,98	20	60
10	CU	100	IS	Brushed	14,58	20	60
12,5	CU	125	IS	Brushed	15,30	20	60

Profile protected with a removable film.

listec » FI-IL Stainless Steel AISI 304 - DIN 1.4301

H = mm	Art.			Finish	€/ m	pcs ■	pcs ■■
8	FI	80	IL	Polished	17,87	20	60
10	FI	100	IL	Polished	18,60	20	60
12,5	FI	125	IL	Polished	19,32	20	60

Profile protected with a removable film.

listec » FI-IS Stainless Steel AISI 304 - DIN 1.4301

H = mm	Art.			Finish	€/ m	pcs ■	pcs ■■
8	FI	80	IS	Brushed	20,42	20	60
10	FI	100	IS	Brushed	21,15	20	60
12,5	FI	125	IS	Brushed	21,87	20	60

Profile protected with a removable film.

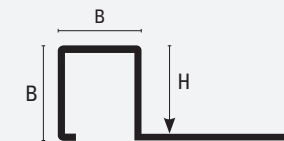
+

SJ-I*

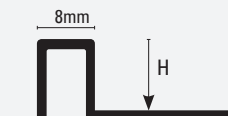


- + Double support on floor
- + No inflection
- + Double use (wall and floor)

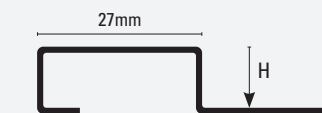
Length: 2,70 meters



Length: 2,70 meters

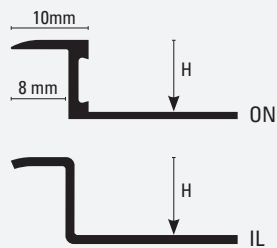


Length: 2,70 meters





Length: 2,70 meters



covertec » EP-IL Stainless Steel AISI 304 - DIN 1.4301

H = mm	EP	Art.	IL	Finish	€/ m	pcs ■	pcs ■■
8	EP	80	IL	Polished	10,45	20	60
10	EP	100	IL	Polished	11,12	20	60
12,5	EP	125	IL	Polished	12,31	20	60

Profile protected with a removable film.

covertec » EP-ON Brass

H = mm	EP	Art.	ON	Finish	€/ m	pcs ■	pcs ■■
8	EP	80	ON	Natural	10,68	20	60
10	EP	100	ON	Natural	11,37	20	60
12,5	EP	125	ON	Natural	13,25	20	60

covertec » EP-OL Brass

H = mm	EP	Art.	OL	Finish	€/ m	pcs ■	pcs ■■
8	EP	80	OL	Polished	14,27	20	60
10	EP	100	OL	Polished	14,95	20	60
12,5	EP	125	OL	Polished	16,84	20	60



covertec EP-OL



covertec EP-ON

Length: 2,70 meters



roundtec » RD-ON Brass

H = mm	RD	Art.	ON	Finish	€/ m	pcs ■	pcs ■■
8	RD	80	ON	Natural	12,92	10	30
10	RD	100	ON	Natural	13,91	10	30
12,5	RD	125	ON	Natural	17,40	10	30
15	RD	150	ON	Natural	22,74	10	30

roundtec » RD-OL Brass

H = mm	RD	Art.	OL	Finish	€/ m	pcs ■	pcs ■■
8	RD	80	OL	Polished	16,50	10	30
10	RD	100	OL	Polished	17,50	10	30
12,5	RD	125	OL	Polished	20,99	10	30
15	RD	150	OL	Polished	26,33	10	30



roundtec RD-OL


Length: 2,70 meters



zerotec » ZRM-IL Stainless Steel AISI 304 - DIN 1.4301

H = mm	B = mm	Art.	IL	Finish	€/ m	pcs ■	pcs ■■
8	12	ZRM 80	IL	Polished	11,72	20	60
10	15	ZRM 100	IL	Polished	12,68	20	60
12,5	17,5	ZRM 125	IL	Polished	14,25	20	60

Profile protected with a removable film.



zero+tec ZR-IL



zero+tec ZR-AN



ramp+tec ZRR

zero+tec » ZR-IL Stainless Steel AISI 304 - DIN 1.4301

	H = mm	B = mm	Art.		Finish	€/ m	pcs ■	pcs ■■
	8	15,5	ZR	80 IL	Polished	11,94	20	60
	10	18,5	ZR	100 IL	Polished	12,92	20	60
	12,5	19,5	ZR	125 IL	Polished	14,53	20	60
	15	22,5	ZR	150 IL	Polished	17,66	10	30

zero+tec » ZR-AN Aluminum

	H = mm	B = mm	Art.		Finish	€/ m	pcs ■	pcs ■■
	8	13,7	ZR	80 AN	Natural	3,79	20	60
	10	16,4	ZR	100 AN	Natural	4,27	20	60
	12,5	20,0	ZR	125 AN	Natural	4,87	20	60

zero+tec » ZR-AS Anodized Aluminum

	H = mm	B = mm	Art.		Finish	€/ m	pcs ■	pcs ■■
	8	13,7	ZR	80 AS	Silver	5,19	20	60
	10	16,4	ZR	100 AS	Silver	5,89	20	60
	12,5	20,0	ZR	125 AS	Silver	6,71	20	60

zero+tec » ZR-ON Brass

	H = mm	B = mm	Art.		Finish	€/ m	pcs ■	pcs ■■
	8	13,6	ZR	80 ON	Natural	11,82	10	30
	10	16,4	ZR	100 ON	Natural	13,59	10	30
	12,5	19,9	ZR	125 ON	Natural	17,02	10	30
	15	22,7	ZR	150 ON	Natural	20,73	10	30

zero+tec » ZR-OL Brass

	H = mm	B = mm	Art.		Finish	€/ m	pcs ■	pcs ■■
	8	13,6	ZR	80 OL	Polished	15,41	10	30
	10	16,4	ZR	100 OL	Polished	17,18	10	30
	12,5	19,9	ZR	125 OL	Polished	20,60	10	30
	15	22,7	ZR	150 OL	Polished	24,31	10	30

ramp+tec » ZRR-AS Anodized Aluminum

	H = mm	B = mm	Art.		Finish	€/ m	pcs ■	pcs ■■
	10	43,2	ZRR	100 AS	Silver	14,52	20	60
	12,5	48,2	ZRR	125 AS	Silver	16,27	20	60
	15	53,0	ZRR	150 AS	Silver	18,74	20	60

Blister



- + Individually wrapped
- + Protection
- + Safe box unpacking

Individually wrapped

Indivisible packaging 20 pcs.

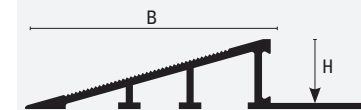
Bendable with bending mach. p. 132

Length: 2,70 meters

- SELFLINE/KIT PRE-CUT**
0,90 e 1,35 m + €/m 0,45
- CURVELINE/BENDABLE**
Code ZR-AND + €/m 1,48
Code ZR-ASD + €/m 1,48
Code ZR-OND + €/m 2,65



Length: 2,70 meters





Length: 2,70 meters



line+tec » AD-AN Aluminum								
	B x H	Art.		Finish	€/ m	pcs ■	pcs ■■	
	5 x 10	AD	10	AN	Natural	2,66	40	120

line+tec » AD-ON Brass								
	B x H	Art.		Finish	€/ m	pcs ■	pcs ■■	
	5 x 10	AD	10	ON	Natural	6,78	30	90
	5 x 14	AD	14	ON	Natural	7,67	30	90



line+tec AD-AN

Length: 2,70 meters



line+tec » MB 5 AN Aluminum								
	B x H	Art.		Finish	€/ m	pcs ■	pcs ■■	
	5 x 25	MB	5	AN	Natural	3,26	40	120

line+tec » MB-ON Brass								
	B x H	Art.		Finish	€/ m	pcs ■	pcs ■■	
	5 x 25	MB	5	ON	Natural	8,86	20	60
	10 x 25	MB	10	ON	Natural	13,68	10	30



line+tec MB-ON

Length: 2,70 meters



line+tec » PT-IN Stainless Steel AISI 304 - DIN 1.4301								
	B x H	Art.		Finish	€/ m	pcs ■	pcs ■■	
	2,5 x 10	PT	100	IN	Natural	5,05	20	60
	2,5 x 15	PT	150	IN	Natural	6,62	20	60
	2,5 x 20	PT	200	IN	Natural	8,64	20	60
	2,5 x 40	PT	400	IN	Natural	15,45	10	30



line+tec PT-ON

Length: 2,70 meters



line+tec » PT-ON Brass								
	B x H	Art.		Finish	€/ m	pcs ■	pcs ■■	
	2,5 x 10	PT	100	ON	Natural	8,20	20	60
	2,5 x 15	PT	150	ON	Natural	9,19	20	60
	2,5 x 20	PT	200	ON	Natural	11,30	20	60
	2,5 x 40	PT	400	ON	Natural	14,95	10	30
	5,0 x 30	PT	305	ON	Natural	32,11	10	30



covertec SP 14 OL



covertec SP 20 CI

covertec » SP-OL Brass

	B x H	Art.			Finish	€/m	pcs	pcs
	14 x 7	SP	14	OL	Polished	6,40	20	60
	20 x 7	SP	20	OL	Polished	9,35	20	60
	26 x 7	SP	26	OL	Polished	11,24	20	60

covertec » SP-OC Brass

	B x H	Art.			Finish	€/m	pcs	pcs
	14 x 7	SP	14	OC	Chromed	12,81	20	60
	20 x 7	SP	20	OC	Chromed	17,30	20	60

covertec » SP-AS Anodized Aluminum

	B x H	Art.			Finish	€/m	pcs	pcs
	14 x 7	SP	14	AS	Silver	3,10	20	60
	20 x 7	SP	20	AS	Silver	5,40	20	60


covertec » SP 14* Wood Laminated Aluminum

	B x H	Art.			Finish	€/m	pcs	pcs
	14 x 7	SP	14	RS	Bleached	7,09	10	30
	14 x 7	SP	14	AC	Maple	7,09	10	30
	14 x 7	SP	14	FA	Beechwood	7,09	10	30
	14 x 7	SP	14	RO	Oak	7,09	10	30
	14 x 7	SP	14	CI	Cherry	7,09	10	30
	14 x 7	SP	14	NC	Light Walnut	7,09	10	30
	14 x 7	SP	14	NS	Dark Walnut	7,09	10	30
	14 x 7	SP	14	WE	Wengé	7,09	10	30

covertec » SP 20* Wood Laminated Aluminum

	B x H	Art.			Finish	€/m	pcs	pcs
	20 x 7	SP	20	RS	Bleached	9,29	10	30
	20 x 7	SP	20	AC	Maple	9,29	10	30
	20 x 7	SP	20	FA	Beechwood	9,29	10	30
	20 x 7	SP	20	RO	Oak	9,29	10	30
	20 x 7	SP	20	CI	Cherry	9,29	10	30
	20 x 7	SP	20	NC	Light Walnut	9,29	10	30
	20 x 7	SP	20	NS	Dark Walnut	9,29	10	30
	20 x 7	SP	20	WE	Wengé	9,29	10	30

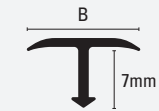
Wood Effect Finishes



- Double layer finishes
- Durable material
- Multiple design possibilities


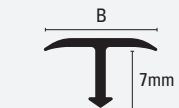
Length: 2,70 meters

SELFLINE-N/KIT PRE-CUT
0,90 e 1,35 m + €/m 1,03




Length: 2,70 meters

SELFLINE-N/KIT PRE-CUT
0,90 e 1,35 m + €/m 1,03



Bleached Maple Beechwood Oak



Cherry Light Walnut Dark Walnut Wengé

Individually wrapped

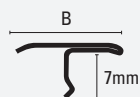
Indivisible packaging 20 pcs.

Bendable with bending mach. p. 132



Length: 2,70 meters

SELFLINE-N/KIT PRE-CUT
0,90 e 1,35 m + €/m 1,03



covertec » SP-IL Stainless Steel AISI 304 - DIN 1.4301								
	B x H	Art.			Finish	€/ m	pcs ■	pcs ■■
	14 x 7	SP	14	IL	Polished	8,48	20	60
	20 x 7	SP	20	IL	Polished	11,02	20	60

Profile protected with a removable film.

covertec » SP-IS Stainless Steel AISI 304 - DIN 1.4301								
	B x H	Art.			Finish	€/ m	pcs ■	pcs ■■
	14 x 7	SP	14	IS	Brushed	10,57	20	60
	20 x 7	SP	20	IS	Brushed	13,11	20	60

Profile protected with a removable film.

covertec » SP-IX Stainless Steel AISI 304 - DIN 1.4301								
	B x H	Art.			Finish	€/ m	pcs ■	pcs ■■
	14 x 7	SP	14	IX	Sanded	11,29	20	60

Length: 2,70 meters

SELFLINE-A/KIT PRE-CUT
0,90 e 1,35 m + €/m 1,03

SELFLINE-F/KIT PRE-CUT

Screws + dowels 5 + 5 x 0,90 m
7 + 7 x 1,35 m
0,90 e 1,35 m + €/m 1,31



striptec » ST-IL* Stainless Steel - Self-Adhesive/Drilled/not Drilled								
	B = mm	Art.			Finish	€/ m	pcs ■	pcs ■■
	18	ST	18	ILA	Polished - Self-Adhesive	4,89	20	60
	18	ST	18	ILN	Polished - not Drilled	3,42	20	60
	30	ST	30	ILA	Polished - Self-Adhesive	4,95	20	60
	30	ST	30	ILF	Polished - Drilled	3,45	20	60
	35	ST	35	ILA	Polished - Self-Adhesive	5,94	20	60
	35	ST	35	ILF	Polished - Drilled	4,48	20	60

Profile protected with a removable film.

striptec » ST-A* Anodized Aluminum - Self-Adhesive/Drilled								
	B = mm	Art.			Finish	€/ m	pcs ■	pcs ■■
	18	ST	18	ASA	Silver - Self-Adhesive	4,54	20	60
	18	ST	18	ASF	Silver - Drilled	3,30	20	60
	30	ST	30	ASA	Silver - Self-Adhesive	4,70	20	60
	30	ST	30	ASF	Silver - Drilled	3,47	20	60
	35	ST	35	ASA	Silver - Self-Adhesive	5,63	20	60
	35	ST	35	ASF	Silver - Drilled	4,39	20	60
	40	ST	40	ASA	Silver - Self-Adhesive	6,75	20	60
	40	ST	40	ASF	Silver - Drilled	5,51	20	60
	18	ST	18	AOA	Gold - Self-Adhesive	4,54	20	60
	18	ST	18	AOF	Gold - Drilled	3,30	20	60
	30	ST	30	AOA	Gold - Self-Adhesive	4,70	20	60
	30	ST	30	AOF	Gold - Drilled	3,47	20	60
	35	ST	35	AOA	Gold - Self-Adhesive	5,63	20	60
	35	ST	35	AOF	Gold - Drilled	4,39	20	60
	40	ST	40	AOA	Gold - Self-Adhesive	6,75	20	60
	40	ST	40	AOF	Gold - Drilled	5,51	20	60
	18	ST	18	ABA	Bronze - Self-Adhesive	4,54	20	60
	18	ST	18	ABF	Bronze - Drilled	3,30	20	60
	30	ST	30	ABA	Bronze - Self-Adhesive	4,70	20	60
	30	ST	30	ABF	Bronze - Drilled	3,47	20	60
	35	ST	35	ABA	Bronze - Self-Adhesive	5,63	20	60
	35	ST	35	ABF	Bronze - Drilled	4,39	20	60
	40	ST	40	ABA	Bronze - Self-Adhesive	6,75	20	60
	40	ST	40	ABF	Bronze - Drilled	5,51	20	60

Individually wrapped

Indivisible packaging 20 pcs.




covertec SP 14 IX



striptec ST 18 IL



striptec ST 30 CI



striptec ST 30 AS

striptec » ST 30* Wood laminated Aluminum - Self-Adhesive/Drilled

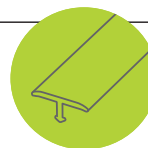
	B = mm	Art.		Finish	€/ m	pcs ■	pcs ■■	
	30	ST	30	RSA	Bleached - Self-Adhesive	9,27	20	60
	30	ST	30	RSF	Bleached - Drilled	8,01	20	60
	30	ST	30	ACA	Maple - Self-Adhesive	9,27	20	60
	30	ST	30	ACF	Maple - Drilled	8,01	20	60
	30	ST	30	FAA	Beechwood - Self-Adhesive	9,27	20	60
	30	ST	30	FAF	Beechwood - Drilled	8,01	20	60
	30	ST	30	ROA	Oak - Self-Adhesive	9,27	20	60
	30	ST	30	ROF	Oak - Drilled	8,01	20	60
	30	ST	30	CIA	Cherry - Self-Adhesive	9,27	20	60
	30	ST	30	CIF	Cherry - Drilled	8,01	20	60
	30	ST	30	NCA	Light Walnut - Self-Adhesive	9,27	20	60
	30	ST	30	NCF	Light Walnut - Drilled	8,01	20	60
	30	ST	30	NSA	Dark Walnut - Self-Adhesive	9,27	20	60
	30	ST	30	NSF	Dark Walnut - Drilled	8,01	20	60
	30	ST	30	WEA	Wengé - Self-Adhesive	9,27	20	60
	30	ST	30	WEF	Wengé - Drilled	8,01	20	60

striptec » ST-OL* Brass - Self-Adhesive/Drilled

	B = mm	Art.		Finish	€/ m	pcs ■	pcs ■■	
	18	ST	18	OLA	Polished - Self-Adhesive	6,79	20	60
	18	ST	18	OLN	Polished - Drilled	5,13	20	60
	30	ST	30	OLA	Polished - Self-Adhesive	6,93	20	60
	30	ST	30	OLF	Polished - Drilled	5,45	20	60
	35	ST	35	OLA	Polished - Self-Adhesive	9,23	20	60
	35	ST	35	OLF	Polished - Drilled	7,63	20	60

Profile protected with a removable film.

Transition Profile SP




- + Accurate transition between floors
- + Smooth corner edge
- + Special finishes in Brass (OL) and Stainless Steel

Length: 2,70 meters

SELFLINE-A/KIT PRE-CUT
0,90 e 1,35 m + €/m 1,03

SELFLINE-F/KIT PRE-CUT
Screws + dowels $5 \times 5 \times 0,90 \text{ m}$
 $7 \times 7 \times 1,35 \text{ m}$
0,90 e 1,35 m + €/m 1,31



Indivisible packaging 20 pcs.



Length: 2,70 meters



striptec » STP 30 OL* Brass - Self-Adhesive/Drilled								
	B = mm	Art.			Finish	€/ m	pcs ■	pcs ■■
	30	STP	30	OLA	Polished - Self-Adhesive	9,05	20	60
	30	STP	30	OLF	Polished - Drilled	7,56	20	60

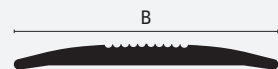
Heavy type. Profile protected with a removable film.

Length: 2,70 meters

SELFLINE-A/KIT PRE-CUT
0,90 e 1,35 m + €/m 1,05

SELFLINE-F/KIT PRE-CUT

Screws + dowels $5 \times 5 \times 0,90$ m
 $7 \times 7 \times 1,35$ m
0,90 e 1,35 m + €/m 1,31



striptec » ST 38 A* Anodized Aluminum - Self-Adhesive/Drilled								
	B = mm	Art.			Finish	€/ m	pcs ■	pcs ■■
	38	ST	38	ASA	Silver - Self-Adhesive	6,81	20	60
	38	ST	38	ASF	Silver - Drilled	5,56	20	60
	38	ST	38	AOA	Gold - Self-Adhesive	6,81	20	60
	38	ST	38	AOF	Gold - Drilled	5,56	20	60
	38	ST	38	ABA	Bronze - Self-Adhesive	6,81	20	60
	38	ST	38	ABF	Bronze - Drilled	5,56	20	60

Length: 2,70 meters



striptec » ST 50 OL* Heavy duty Brass - Self-Adhesive/Drilled								
	B = mm	Art.			Finish	€/ m	pcs ■	pcs ■■
	50	ST	50	OLA	Polished - Self-Adhesive	32,50	10	30
	50	ST	50	OLF	Polished - Drilled	30,88	10	30

Profile protected with a removable film.

Length: 2,70 meters

SELFLINE-A/KIT PRE-CUT
0,90 e 1,35 m + €/m 1,05

SELFLINE-F/KIT PRE-CUT

Screws + dowels $5 \times 5 \times 0,90$ m
 $7 \times 7 \times 1,35$ m
0,90 e 1,35 m + €/m 1,31



striptec » STB-OL* Brass - Self-Adhesive/Drilled								
	B = mm	Art.			Finish	€/ m	pcs ■	pcs ■■
	30	STB	30	OLA	Polished - Self-Adhesive	13,23	20	60
	30	STB	30	OLF	Polished - Drilled	11,76	20	60
	30	STB	35	OLA	Polished - Self-Adhesive	17,29	20	60
	30	STB	35	OLF	Polished - Drilled	15,66	20	60
	30	STB	40	OLA	Polished - Self-Adhesive	19,87	20	60
	30	STB	40	OLF	Polished - Drilled	18,28	20	60

Profile protected with a removable film.



striptec ST 38 ASF




striptec STB-OL*

Individually wrapped

Indivisible packaging 20 pcs.



leveltec STB 35 AS



leveltec RPR

striptec » STB 25 A* Anodized Aluminum - Self-Adhesive/Drilled

	B = mm	Art.			Finish	€/ m	pcs ■	pcs ■■
	25	STB	25	ASA	Silver - Self-Adhesive	4,80	40	120
	25	STB	25	ASF	Silver - Drilled	3,55	40	120
	25	STB	25	AOA	Gold - Self-Adhesive	4,80	40	120
	25	STB	25	AOF	Gold - Drilled	3,55	40	120
	25	STB	25	ABA	Bronze - Self-Adhesive	4,80	40	120
	25	STB	25	ABF	Bronze - Drilled	3,55	40	120

striptec » STB 35 A* Anodized Aluminum - Self-Adhesive

	B = mm	Art.			Finish	€/ m	pcs ■	pcs ■■
	35	STB	35	ASA	Silver - Self-Adhesive	5,88	40	120
	35	STB	35	AOA	Gold - Self-Adhesive	5,88	40	120
	35	STB	35	ABA	Bronze - Self-Adhesive	5,88	40	120

L code for version laterally drilled e.g. STB 35 A*L.


striptec » STB 35 A* Anodized Aluminum - Drilled

	B = mm	Art.			Finish	€/ m	pcs ■	pcs ■■
	35	STB	35	ASF	Silver - Drilled	4,64	40	120
	35	STB	35	AOF	Gold - Drilled	4,64	40	120
	35	STB	35	ABF	Bronze - Drilled	4,64	40	120

Length: 2,70 meters

SELFLINE-A/KIT PRE-CUT
0,90 e 1,35 m + €/m 1,05

SELFLINE-F/KIT PRE-CUT
Screws + dowels 5 x 5 x 0,90 m
7 x 7 x 1,35 m
0,90 e 1,35 m + €/m 1,31



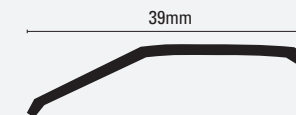
leveltec » RPR 39 OL* Brass reversible H = 8÷14mm - Self-Adhesive/Drilled

	H x B	Art.			Finish	€/ m	pcs ■	pcs ■■
	39	RPR	39	OLA	Polished - Self-Adhesive	18,22	10	30
	39	RPR	39	OLN	Polished - Drilled	16,73	10	30

Reversible profile: can be used on both sides: one side joins floor thicknesses up to 8mm, other side joins floor thicknesses up to 14 mm.

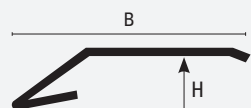
Length: 2,70 meters

SELFLINE/KIT PRE-CUT
0,90 e 1,35 m + €/m 1,03





Length: 2,70 meters

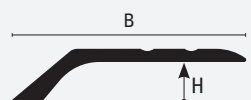


leveltec » RP-IL* Stainless Steel AISI 430

	H x B	Art.		Finish	€/ m	pcs ■	pcs ■■
	5 x 29	RP	50	ILA	6,22	20	60
	5 x 29	RP	50	ILF	4,86	20	60
	8 x 34	RP	80	ILA	7,99	20	60
	8 x 34	RP	80	ILF	6,65	20	60
	11 x 38	RP	110	ILA	9,48	20	60
	11 x 38	RP	110	ILF	8,12	20	60

Thickness 10/10 protected with a removable film.

Length: 2,70 meters



leveltec » RP-A* Anodized Aluminum

	H x B	Art.		Finish	€/ m	pcs ■	pcs ■■
	5 x 31	RP	50	ASA	5,76	20	60
	5 x 31	RP	50	ASF	4,51	20	60
	8 x 34	RP	80	ASA	7,60	20	60
	8 x 34	RP	80	ASF	6,34	20	60
	5 x 31	RP	50	AOA	5,76	20	60
	5 x 31	RP	50	AOF	4,51	20	60
	8 x 34	RP	80	AOA	7,60	20	60
	8 x 34	RP	80	AOF	6,34	20	60
	5 x 31	RP	50	ABA	5,76	20	60
	5 x 31	RP	50	ABF	4,51	20	60
	8 x 34	RP	80	ABA	7,60	20	60
	8 x 34	RP	80	ABF	6,34	20	60

Length: 2,70 meters

SELFLINE-A/KIT PRE-CUT
0,90 e 1,35 m + €/m 1,05


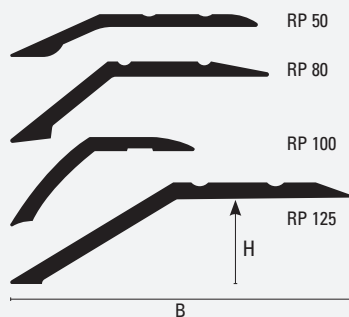
SELFLINE-F/KIT PRE-CUT
Screws + dowels 5 x 5 x 0,90 m
7 x 7 x 1,35 m
0,90 e 1,35 m + €/m 1,31




leveltec » RP-OL* Brass

	H x B	Art.		Finish	€/ m	pcs ■	pcs ■■
	4,5 x 32	RP	50	OLA	14,57	10	30
	4,5 x 32	RP	50	OLF	13,07	10	30
	8 x 34	RP	80	OLA	20,10	10	30
	8 x 34	RP	80	OLF	18,59	10	30
	10 x 25	RP	100	OLA	16,33	10	30
	10 x 25	RP	100	OLF	14,84	10	30
	12,5 x 45	RP	125	OLA	22,67	10	30
	12,5 x 45	RP	125	OLF	21,18	10	30

Profile protected with a removable film.




leveltec RP 80 OL



leveltec RP 50 ABF



vario+tec DC



vario+tec DK

vario+tec » DC 22 A* Anodized Aluminum H = 7÷14mm

B = mm	Art.	Finish	€/ m	pcs ■	pcs ■■
22	DC 22 AS	Silver	5,83	20	60
22	DC 22 AO	Gold	5,83	20	60
22	DC 22 AB	Bronze	5,83	20	60

vario+tec » DC 22 OL Brass H = 7÷14mm

B = mm	Art.	Finish	€/ m	pcs ■	pcs ■■
22	DC 22 OL	Polished	19,01	10	30

vario+tec » DK 37 ILA Stainless Steel H = 7÷12mm - Self-Adhesive

B = mm	Art.	Finish	€/ m	pcs ■	pcs ■■
37	DK 37 ILA	Polished - Self-Adhesive	8,20	20	60

Thickness 10/10 protected with a removable film.

vario+tec » DK 37 A*A Anodized Aluminum H = 7÷12mm - Self-Adhesive

B = mm	Art.	Finish	€/ m	pcs ■	pcs ■■
37	DK 37 ASA	Silver - Self-Adhesive	5,91	20	60
37	DK 37 AOA	Gold - Self-Adhesive	5,91	20	60
37	DK 37 ABA	Bronze - Self-Adhesive	5,91	20	60

vario+tec » DK 37 OLA Brass H = 7÷12mm - Self-Adhesive

B = mm	Art.	Finish	€/ m	pcs ■	pcs ■■
37	DK 37 OLA	Polished - Self-Adhesive	10,99	20	60

Thickness 10/10 protected with a removable film.

vario+tec » DK 47 ILA Stainless Steel H = 12÷16mm - Self-Adhesive

B = mm	Art.	Finish	€/ m	pcs ■	pcs ■■
47	DK 47 ILA	Polished - Self-Adhesive	10,30	20	60

Thickness 10/10 protected with a removable film.

vario+tec » DK 47 OLA Brass H = 12÷16mm - Self-Adhesive

B = mm	Art.	Finish	€/ m	pcs ■	pcs ■■
47	DK 47 OLA	Polished - Self-Adhesive	14,58	20	60

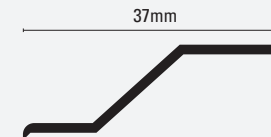
Thickness 10/10 protected with a removable film.

Length: 2,70 meters



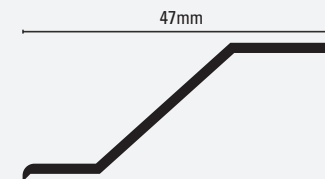
Length: 2,70 meters

SELFLINE/KIT PRE-CUT
0,90 e 1,35 m + €/m 1,03



Length: 2,70 meters

SELFLINE/KIT PRE-CUT
0,90 e 1,35 m + €/m 1,03



Individually wrapped

Indivisible packaging 20 pcs.



Length: 2,70 meters

SELFLINE/KIT PRE-CUT
0,90 e 1,35 m + €/m 1,03



vario+tec » DR 36 A*A Anodized Aluminum H = 7÷13mm - Self-Adhesive

	B = mm	Art.	Finish	€/ m	pcs ■	pcs ■■
	36	DR 36 ASA	Silver - Self-Adhesive	5,69	20	60
	36	DR 36 AOA	Gold - Self-Adhesive	5,69	20	60
	36	DR 36 ABA	Bronze - Self-Adhesive	5,69	20	60

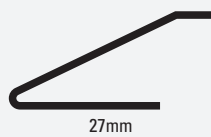
vario+tec » DR 36 A*A Anodized Aluminum H = 7÷13mm - Self-Adhesive

	B = mm	Art.	Finish	€/ m	pcs ■	pcs ■■
	36	DR 36 OLA	Polished - Self-Adhesive	20,56	15	45

Profile protected with a removable film.

Length: 2,70 meters

SELFLINE-A/KIT PRE-CUT
0,90 e 1,35 m + €/m 1,03



vario+tec » DS 27 ILA Stainless Steel clamp profile H = 7÷12mm - Self-Adhesive

	B = mm	Art.	Finish	€/ m	pcs ■	pcs ■■
	27	DS 27 ILA	Polished - Self-Adhesive	10,19	20	60

Thickness 10/10 protected with a removable film.

vario+tec » DS 27 OLA Brass clamp profile H = 7÷12mm - Self-Adhesive

	B = mm	Art.	Finish	€/ m	pcs ■	pcs ■■
	27	DS 27 OLA	Polished- Self-dhesive	12,75	20	60

Thickness 10/10 protected with a removable film.

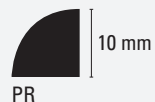
Length: 2,70 meters



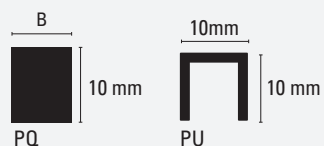
leveltec » ZP 100 OL Brass

	H = mm	Art.	Finish	€/ m	pcs ■	pcs ■■
	10	ZP 100 OL	Polished	18,77	10	30

Length: 2,70 meters



PR



PQ

PU

line+tec » PR 10 OL Brass

	H x B	Art.	Finish	€/ m	pcs ■	pcs ■■
	10 x 10	PR 10 OL	Polished	17,95	20	60

line+tec » PQ 10 *N Brass / Stainless Steel AISI 304

	H x B	Art.	Finish	€/ m	pcs ■	pcs ■■
	10 x 8	PQ 10 ON	Natural Brass	18,62	10	30
	10 x 10	PQ 10 IN	Natural Stainless Steel	21,17	10	30

line+tec » PU 10 OL Brass

	H x B	Art.	Finish	€/ m	pcs ■	pcs ■■
	10 x 10	PU 10 OL	Polished	12,33	40	120

Individually wrapped

Indivisible packaging 20 pcs.




vario+tec DR 36 OL



leveltec ZP 100 OL



line+tec PR 10 OL



multiclip



multiclip CLG 370 RD

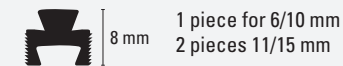


multiclip CLG 370 WE

multiclip » CL 80 P Modular

	Art.	Finish	€/ m	pcs ■	pcs ■■
CL	80 P	Synthetic Resin	1,15	20	120

Length: 2,70 meters



multiclip » CLB 80 AN* Aluminum fixing base

	Art.	Finish	€/ m	pcs ■	pcs ■■
CLB	80 ANF	Drilled base	4,77	20	60
CLB	80 ANT	Perforated base	4,69	20	60

Length: 2,70 meters



multiclip » CLG 370 A* Anodized Aluminum

☒	B = mm	Art.	Finish	€/ m	pcs ■	pcs ■■
☒	37	CLG 370 AS	Silver	6,03	20 ☒	60
☒	37	CLG 370 AO	Gold	6,03	20 ☒	60
☒	37	CLG 370 AB	Bronze	6,03	20 ☒	60

Clip and base to be order separately in the standard version 2,70 m.

Length: 2,70 meters



multiclip » CLG 370 A* Wood Laminated Aluminum

☒	B = mm	Art.	Finish	€/ m	pcs ■	pcs ■■
☒	37	CLG 370 RS	Bleached	10,58	20	60
☒	37	CLG 370 AC	Maple	10,58	20	60
☒	37	CLG 370 FA	Beechwood	10,58	20	60
☒	37	CLG 370 RO	Oak	10,58	20	60
☒	37	CLG 370 CI	Cherry	10,58	20	60
☒	37	CLG 370 NC	Light Walnut	10,58	20	60
☒	37	CLG 370 NS	Dark Walnut	10,58	20	60
☒	37	CLG 370 WE	Wengé	10,58	20	60


Base and clip to be order separately in the standard version 2,70 m.




multiclip » CLG 370 A* Sublimated Aluminum

☒	B = mm	Art.	Finish	€/ m	pcs ■	pcs ■■
new	37	CLG 370 RW	Wengé Oak	13,77	20	60
new	37	CLG 370 RD	Decapè Oak	13,77	20	60
new	37	CLG 370 RG	Grey Oak	13,77	20	60


Clip and base to be order separately in the standard version 2,70 m.



Bleached Maple Beechwood Oak



Cherry Light Walnut Dark Walnut Wengé



Wengé Oak Decapè Oak Grey Oak

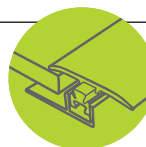
multiclip » CLG 370 OL Brass

☒	B = mm	Art.	Finish	€/ m	pcs ■	pcs ■■
☒	37	CLG 370 OL	Polished	17,05	10	30

Profile protected with a removable film. Base and clip to be order separately in the standard version 2,70 m.



Multiclip



- + Base and clip
- + Accurate fixing
- + 6-10mm and 11-15 mm thickness


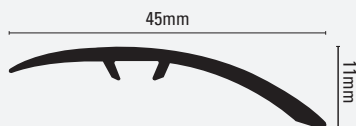

☒ Individually wrapped

☒ Indivisible packaging 20 pcs.



Length: 2,70 meters

SELFLINE/KIT PRE-CUT
0,90 e 1,35 m + €/m 7,27



multiclip » CLF 450 A* Anodized Aluminum H = 6÷11 mm

	B = mm	Art.			Finish	€/ m	pcs ■	pcs ■■
	45	CLF	450	AS	Silver	6,66	20	60
	45	CLF	450	AO	Gold	6,66	20	60
	45	CLF	450	AB	Bronze	6,66	20	60

Clip and base to be order separately in the standard version 2,70 m.

multiclip » CLF 450* Wood laminated Aluminum H = 6÷11 mm

	B = mm	Art.			Finish	€/ m	pcs ■	pcs ■■
	45	CLF	450	RS	Bleached	11,92	20	60
	45	CLF	450	AC	Maple	11,92	20	60
	45	CLF	450	FA	Beechwood	11,92	20	60
	45	CLF	450	RO	Oak	11,92	20	60
	45	CLF	450	CI	Cherry	11,92	20	60
	45	CLF	450	NC	Light Walnut	11,92	20	60
	45	CLF	450	NS	Dark Walnut	11,92	20	60
	45	CLF	450	WE	Wengé	11,92	20	60

Clip and base to be order separately in the standard version 2,70 m.

multiclip » CLF 450 OL Brass H = 6÷11 mm

	B = mm	Art.			Finish	€/ m	pcs ■	pcs ■■
	45	CLF	450	OL	Polished	21,04	10	30

Profile protected with a removable film. Clip and base to be order separately.



multiclip CLF 450 RS



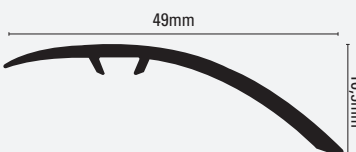

multiclip CLF 450 OL



multiclip CLF 450 AS

Length: 2,70 meters

SELFLINE/KIT PRE-CUT
0,90 e 1,35 m + €/m 8,43



multiclip » CLF 490 A* Anodized Aluminum H = 12÷18 mm

	B = mm	Art.			Finish	€/ m	pcs ■	pcs ■■
	49	CLF	490	AS	Silver	7,85	20	60
	49	CLF	490	AO	Gold	7,85	20	60
	49	CLF	490	AB	Bronze	7,85	20	60

Clip and base to be order separately in the standard version 2,70 m.

multiclip » CLF 490* Wood laminated Aluminum H = 12÷18 mm

	B = mm	Art.			Finish	€/ m	pcs ■	pcs ■■
	49	CLF	490	RS	Bleached	12,67	20	60
	49	CLF	490	AC	Maple	12,67	20	60
	49	CLF	490	FA	Beechwood	12,67	20	60
	49	CLF	490	RO	Oak	12,67	20	60
	49	CLF	490	CI	Cherry	12,67	20	60
	49	CLF	490	NC	Light Walnut	12,67	20	60
	49	CLF	490	NS	Dark Walnut	12,67	20	60
	49	CLF	490	WE	Wengé	12,67	20	60

Clip and base to be order separately in the standard version 2,70 m.

multiclip » CLF 490 OL Brass H = 12÷18 mm

	B = mm	Art.			Finish	€/ m	pcs ■	pcs ■■
	49	CLF	490	OL	Polished	24,13	10	30

Profile protected with a removable film. Clip and base to be order separately in the standard version 2,70 m.

Individually wrapped

Indivisible packaging 20 pcs.



multiclip CLP 270 RW



multiclip CLP 270 AS



multiclip CLS 250 AAC

multiclip » CLP 270 A* Anodized Aluminum

B = mm	Art.			Finish	€/ m	pcs ■	pcs ■■
27	CLP	270	AS	Silver	6,30	20	60
27	CLP	270	AO	Gold	6,30	20	60
27	CLP	270	AB	Bronze	6,30	20	60

Clip and base to be order separately in the standard version 2,70 m.

multiclip » CLP 270* Wood Laminated Aluminum

B = mm	Art.			Finish	€/ m	pcs ■	pcs ■■
27	CLP	270	RS	Bleached	11,40	20	60
27	CLP	270	AC	Maple	11,40	20	60
27	CLP	270	FA	Beechwood	11,40	20	60
27	CLP	270	RO	Oak	11,40	20	60
27	CLP	270	CI	Cherry	11,40	20	60
27	CLP	270	NC	Light Walnut	11,40	20	60
27	CLP	270	NS	Dark Walnut	11,40	20	60
27	CLP	270	WE	Wengé	11,40	20	60

Clip and base to be order separately in the standard version 2,70 m.

multiclip » CLP 270* Sublimated Aluminum

B = mm	Art.			Finish	€/ m	pcs ■	pcs ■■
27	CLP	270	RW	Wengé Oak	13,86	20	60
27	CLP	270	RD	Decapè Oak	13,86	20	60
27	CLP	270	RG	Grey Oak	13,86	20	60

Clip and base to be order separately in the standard version 2,70 m.

multiclip » CLS 250 A* Anodized Aluminum

B = mm	Art.			Finish	€/ m	pcs ■	pcs ■■
25	CLS	250	AS	Silver	6,55	20	60
25	CLS	250	AO	Gold	6,55	20	60
25	CLS	250	AB	Bronze	6,55	20	60

Clip and base to be order separately in the standard version 2,70 m.

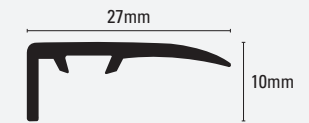
multiclip » CLS 250* Wood Laminated Aluminum

B = mm	Art.			Finish	€/ m	pcs ■	pcs ■■
25	CLS	250	RS	Bleached	12,40	20	60
25	CLS	250	AC	Maple	12,40	20	60
25	CLS	250	FA	Beechwood	12,40	20	60
25	CLS	250	RO	Oak	12,40	20	60
25	CLS	250	CI	Cherry	12,40	20	60
25	CLS	250	NC	Light Walnut	12,40	20	60
25	CLS	250	NS	Dark Walnut	12,40	20	60
25	CLS	250	WE	Wengé	12,40	20	60

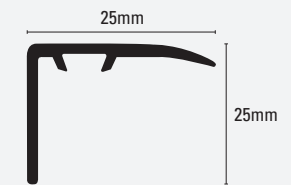
Clip and base to be order separately in the standard version 2,70 m.

Individually wrapped

Length: 2,70 meters



Length: 2,70 meters



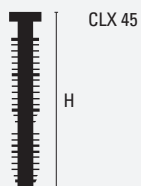


Length: 2,70 meters

SELFLINE-T/KIT PRE-CUT
MULTIFIX compresi 6pcs/m
0,90 e 1,35 m + €/m 2,16



Set of 6 pcs



multifix » CLG 300 A* Anodized Aluminum

	B = mm	Art.			Finish	€/ m	pcs ■	pcs ■■
	30	CLG	300	AS	Silver	4,64	20	60
	30	CLG	300	AO	Gold	4,64	20	60
	30	CLG	300	AB	Bronze	4,64	20	60

Clip and base to be order separately in the standard version 2,70 m.

multifix » CLG 300* Wood Laminated Aluminum

	B = mm	Art.			Finish	€/ m	pcs ■	pcs ■■
	30	CLG	300	RS	Bleached	9,64	20	60
	30	CLG	300	AC	Maple	9,64	20	60
	30	CLG	300	FA	Beechwood	9,64	20	60
	30	CLG	300	RO	Oak	9,64	20	60
	30	CLG	300	CI	Cherry	9,64	20	60
	30	CLG	300	NC	Light Walnut	9,64	20	60
	30	CLG	300	NS	Dark Walnut	9,64	20	60
	30	CLG	300	WE	Wengé	9,64	20	60

Clip and base to be order separately in the standard version 2,70 m.

multifix » CLG 300 OL Brass

	B = mm	Art.			Finish	€/ m	pcs ■	pcs ■■
	30	CLG	300	OL	Polished	12,80	20	60

Profile protected with a removable film. Dowels to be order separately in the standard version 2,70 m.

multifix » CLX 45 Alternative installation with dowels for art. CLG 300 - CLG 370 - CLF 450

	H = mm	Art.			Finish	€/ set	set ■	set ■■
	45	CLX	45		Dowels in nylon	1,25	10	30

Suggested quantity: 5 dowels for meters. 6 pcs per set.



Multifix



- + Post installation
- + Fast and accurate
- + DIY



multifix



multiclip CLG 300 OL

Individually wrapped

Indivisible packaging 20 pcs.



multicover CLG 370 CIA



multicover CL 450 ACA

multicover » CLG 370*A Wood Laminated Aluminum - Self-Adhesive

	B = mm	Art.			Finish	€ / m	pcs ■	pcs ■■
	37	CLG	370	RSA	Bleached - Self-Adhesive	11,86	20	60
	37	CLG	370	ACA	Maple - Self-Adhesive	11,86	20	60
	37	CLG	370	FAA	Beechwood - Self-Adhesive	11,86	20	60
	37	CLG	370	ROA	Oak - Self-Adhesive	11,86	20	60
	37	CLG	370	CIA	Cherry - Self-Adhesive	11,86	20	60
	37	CLG	370	NCA	Light Walnut - Self-Adhesive	11,86	20	60
	37	CLG	370	NSA	Dark Walnut - Self-Adhesive	11,86	20	60
	37	CLG	370	WEA	Wengé - Self-Adhesive	11,86	20	60

multicover » CLG 370*F Wood Laminated Aluminum - Drilled

	B = mm	Art.			Finish	€ / m	pcs ■	pcs ■■
	37	CLG	370	RSF	Bleached - Drilled	10,58	20	60
	37	CLG	370	ACF	Maple - Drilled	10,58	20	60
	37	CLG	370	FAF	Beechwood - Drilled	10,58	20	60
	37	CLG	370	ROF	Oak - Drilled	10,58	20	60
	37	CLG	370	CIF	Cherry - Drilled	10,58	20	60
	37	CLG	370	NCF	Light Walnut - Drilled	10,58	20	60
	37	CLG	370	NSF	Dark Walnut - Drilled	10,58	20	60
	37	CLG	370	WEF	Wengé - Drilled	10,58	20	60

multicover » CLF 450*A Wood Laminated Aluminum H = 6÷11 mm - Self-Adhesive

	B = mm	Art.			Finish	€ / m	pcs ■	pcs ■■
	45	CLF	450	RSA	Bleached - Self-Adhesive	13,14	20	60
	45	CLF	450	ACA	Maple - Self-Adhesive	13,14	20	60
	45	CLF	450	FAA	Beechwood - Self-Adhesive	13,14	20	60
	45	CLF	450	ROA	Oak - Self-Adhesive	13,14	20	60
	45	CLF	450	CIA	Cherry - Self-Adhesive	13,14	20	60
	45	CLF	450	NCA	Light Walnut - Self-Adhesive	13,14	20	60
	45	CLF	450	NSA	Dark Walnut - Self-Adhesive	13,14	20	60
	45	CLF	450	WEA	Wengé - Self-Adhesive	13,14	20	60

multicover » CLF 450*F Wood Laminated Aluminum H = 6÷11 mm - Drilled


	B = mm	Art.			Finish	€ / m	pcs ■	pcs ■■
	45	CLF	450	RSF	Bleached - Drilled	11,92	20	60
	45	CLF	450	ACF	Maple - Drilled	11,92	20	60
	45	CLF	450	FAF	Beechwood - Drilled	11,92	20	60
	45	CLF	450	ROF	Oak - Drilled	11,92	20	60
	45	CLF	450	CIF	Cherry - Drilled	11,92	20	60
	45	CLF	450	NCF	Light Walnut - Drilled	11,92	20	60
	45	CLF	450	NSF	Dark Walnut - Drilled	11,92	20	60
	45	CLF	450	WEF	Wengé - Drilled	11,92	20	60

Length: 2,70 meters

SELFLINE-A/KIT PRE-CUT
0,90 e 1,35 m + €/m 1,05

SELFLINE-F/KIT PRE-CUT
Screws + dowels 5 + 5 x 0,90 m
7 + 7 x 1,35 m
0,90 e 1,35 m + €/m 1,31

37mm





Length: 2,70 meters

SELFLINE-A/KIT PRE-CUT
0,90 e 1,35 m + €/m 1,05

SELFLINE-F/KIT PRE-CUT
Screws + dowels 5 + 5 x 0,90 m
7 + 7 x 1,35 m
0,90 e 1,35 m + €/m 1,31

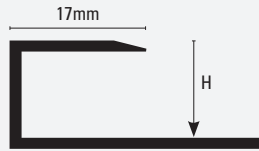
45mm



Indivisible packaging 20 pcs.



Length: 2,70 meters



wood+tec » LT-A*N Anodized Aluminum

H = mm	Art.			Finish	€/ m	pcs ■	pcs ▣
7	LT	70	ASN	Silver	5,17	20	60
9	LT	90	ASN	Silver	5,39	20	60
10,2	LT	100	ASN	Silver	5,54	20	60
13	LT	130	ASN	Silver	5,71	20	60
15	LT	150	ASN	Silver	5,97	20	60
7	LT	70	AON	Gold	5,17	20	60
9	LT	90	AON	Gold	5,39	20	60
10,2	LT	100	AON	Gold	5,54	20	60
13	LT	130	AON	Gold	5,71	20	60
15	LT	150	AON	Gold	5,97	20	60
7	LT	70	ABN	Bronze	5,17	20	60
9	LT	90	ABN	Bronze	5,39	20	60
10,2	LT	100	ABN	Bronze	5,54	20	60
13	LT	130	ABN	Bronze	5,71	20	60
15	LT	150	ABN	Bronze	5,97	20	60

wood+tec » LT-90*N Wood Laminated Aluminum

H = mm	Art.			Finish	€/ m	pcs ■	pcs ▣
9	LT	90	RSN	Bleached	8,41	20	60
9	LT	90	ACN	Maple	8,41	20	60
9	LT	90	FAN	Beechwood	8,41	20	60
9	LT	90	RON	Oak	8,41	20	60
9	LT	90	CIN	Cherry	8,41	20	60
9	LT	90	NCN	Light Walnut	8,41	20	60
9	LT	90	NSN	Dark Walnut	8,41	20	60
9	LT	90	WEN	Wengé	8,41	20	60

wood+tec » LT-OLN Brass


H = mm	Art.			Finish	€/ m	pcs ■	pcs ▣
10	LT	100	OLN	Polished	12,95	20	60
15	LT	150	OLN	Polished	14,10	20	60
22	LT	220	OLN	Polished	15,36	20	60

Thickness 10/10 protected with a removable film.

wood+tec » LT-ILN Stainless Steel

H = mm	Art.			Finish	€/ m	pcs ■	pcs ▣
10	LT	100	ILN	Polished	10,26	20	60
15	LT	150	ILN	Polished	11,21	20	60
22	LT	220	ILN	Polished	12,18	20	60

Thickness 10/10 protected with a removable film.



Bleached Maple Beechwood Oak



Cherry Light Walnut Dark Walnut Wengé



wood+tec LT-AS



wood+tec LT-AC



wood+tec LT-NS



woodtec LP

woodtec » LP-OLN Brass

H = mm	Art.	Finish	€/ m	pcs ■	pcs ■■
10	LP 100 OLN	Polished	15,97	20	60
15	LP 150 OLN	Polished	18,62	20	60
22	LP 220 OLN	Polished	22,35	20	60

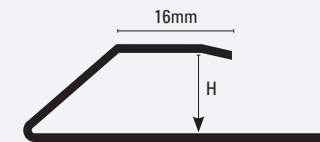
Thickness 10/10 protected with a removable film.

woodtec » LP-ILN Stainless Steel

H = mm	Art.	Finish	€/ m	pcs ■	pcs ■■
10	LP 100 ILN	Polished	11,74	20	60
15	LP 150 ILN	Polished	14,51	20	60
22	LP 220 ILN	Polished	17,98	20	60

Thickness 10/10 protected with a removable film.

Length: 2,70 meters

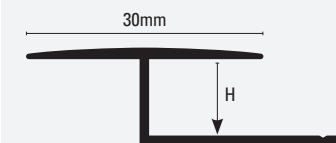


woodtec LG

woodtec » LG-A*N Anodized Aluminum

H = mm	Art.	Finish	€/ m	pcs ■	pcs ■■
7	LG 70 ASN	Silver	5,96	20	60
9	LG 90 ASN	Silver	6,28	20	60
10,2	LG 100 ASN	Silver	6,41	20	60
13	LG 130 ASN	Silver	6,67	20	60
15	LG 150 ASN	Silver	6,78	20	60
7	LG 70 AON	Gold	5,96	20	60
9	LG 90 AON	Gold	6,28	20	60
10,2	LG 100 AON	Gold	6,41	20	60
13	LG 130 AON	Gold	6,67	20	60
15	LG 150 AON	Gold	6,78	20	60
7	LG 70 ABN	Bronze	5,96	20	60
9	LG 90 ABN	Bronze	6,28	20	60
10,2	LG 100 ABN	Bronze	6,41	20	60
13	LG 130 ABN	Bronze	6,67	20	60
15	LG 150 ABN	Bronze	6,78	20	60


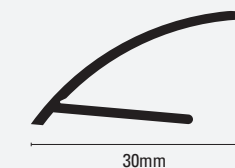
Length: 2,70 meters



vario tec » LS 30A*A Anodized Aluminum clamp profile H=7+13mm - Self-Adhesive

B = mm	Art.	Finish	€/ m	pcs ■	pcs ■■
30	LS 30 ASA	Silver - Self-Adhesive	6,53	20	60
30	LS 30 AOA	Gold - Self-Adhesive	6,53	20	60
30	LS 30 ABA	Bronze - Self-Adhesive	6,53	20	60

Length: 2,70 meters



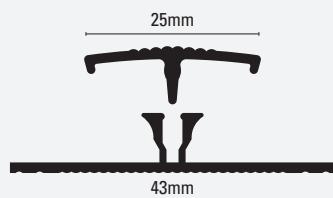
vario tec LS

Individually wrapped

Indivisible packaging 20 pcs.



Length: 2,70 meters



carpetec » MG 25 A*N Anodized Aluminum - Top

	B = mm	Art.			Finish	€/ m	pcs ■	pcs ■■
	25	MG	25	ASN	Silver	4,77	20 ■	60
	25	MG	25	AON	Gold	4,77	20 ■	60
	25	MG	25	ABN	Bronze	4,77	20 ■	60

Base to be ordered separately.

carpetec » MGB 25 AN* Aluminum fixing base

	B = mm	Art.			Finish	€/ m	pcs ■	pcs ■■
	43	MGB	25	ANF	Drilled base	5,10	20	60
	43	MGB	25	AND	Toothed base	5,94	20	60

carpetec » MG 25 OLN Brass - Top

	B = mm	Art.			Finish	€/ m	pcs ■	pcs ■■
	25	MG	25	OLN	Brass	17,52	20	60

Base to be ordered separately.



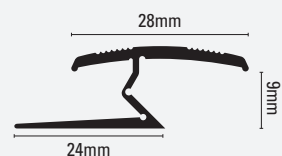
Length: 2,70 meters

SELFLINE-A/KIT PRE-CUT

0,90 e 1,35 m + €/m 1,05

SELFLINE-F/KIT PRE-CUT

Screws + dowels $\begin{matrix} 5 \times 5 \times 0,90 \text{ m} \\ 7 \times 7 \times 1,35 \text{ m} \end{matrix}$
0,90 e 1,35 m + €/m 1,31



carpetec » MP 28 A* Anodized Aluminum - Self-Adhesive/Drilled

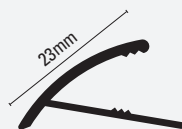
	B = mm	Art.			Finish	€/ m	pcs ■	pcs ■■
	28	MP	28	ASA	Silver - Self-Adhesive	7,41	10 ■	30
	28	MP	28	AOA	Gold - Self-Adhesive	7,41	10 ■	30
	28	MP	28	ABA	Bronze - Self-Adhesive	7,41	10 ■	30
	28	MP	28	ASF	Silver - Drilled	6,15	10 ■	30
	28	MP	28	AOF	Gold - Drilled	6,15	10 ■	30
	28	MP	28	ABF	Bronze - Drilled	6,15	10 ■	30

carpetec MG

Length: 2,70 meters

SELFLINE/KIT PRE-CUT

0,90 e 1,35 m + €/m 1,03



carpetec » MA 24 A*A Anodized Aluminum - Self-Adhesive

	B = mm	Art.			Finish	€/ m	pcs ■	pcs ■■
	24	MA	24	ASA	Silver - Self-Adhesive	6,08	30 ■	90
	24	MA	24	AOA	Gold - Self-Adhesive	6,08	30 ■	90
	24	MA	24	ABA	Bronze - Self-Adhesive	6,08	30 ■	90



carpetec MP

Individually wrapped

Indivisible packaging 20 pcs.



carpettec MS 26 OLN



carpettec MD 43 ABD



multicurve CGD 300 P51



multicurve CFD 380 P23

carpettec » MS 26 A* Anodized Aluminum - Self-Adhesive/Drilled

	B = mm	Art.			Finish	€/ m	pcs ■	pcs ■■
	26	MS	26	ASF	Silver - Drilled	4,11	30	90
	26	MS	26	AOF	Gold - Drilled	4,11	30	90
	26	MS	26	ABF	Bronze - Drilled	4,11	30	90
	26	MS	26	ASA	Silver - Self-Adhesive	5,37	30	90
	26	MS	26	AOA	Gold - Self-Adhesive	5,37	30	90
	26	MS	26	ABA	Bronze - Self-Adhesive	5,37	30	90

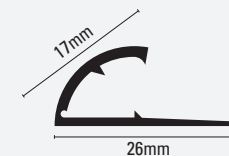
carpettec » MS 26 OLN Brass

	B = mm	Art.			Finish	€/ m	pcs ■	pcs ■■
	23	MS	26	OLN	Polished	13,88	20	60

Length: 2,70 meters

SELFLINE-A-N/KIT PRE-CUT
0,90 e 1,35 m + €/m 1,05

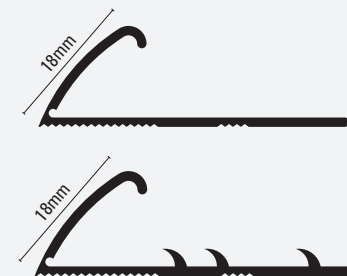
SELFLINE-F/KIT PRE-CUT
Screws + dowels 5 + 5 x 0,90 m
7 + 7 x 1,35 m
0,90 e 1,35 m + €/m 1,31



carpettec » MD 43 A* Anodized Aluminum - Drilled/Toothed

	B = mm	Art.			Finish	€/ m	pcs ■	pcs ■■
	43	MD	43	ASF	Silver - Drilled	5,54	20	60
	43	MD	43	AOF	Gold - Drilled	5,54	20	60
	43	MD	43	ABF	Bronze - Drilled	5,54	20	60
	43	MD	43	ASD	Silver - Toothed	7,11	20	60
	43	MD	43	AOD	Gold - Toothed	7,11	20	60
	43	MD	43	ABD	Bronze - Toothed	7,11	20	60

Length: 2,70 meters

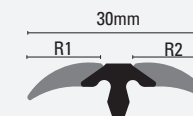


multicurve » CGD 300 P* Bendable Synthetic Resin

	B = mm	Art.			Color	€/ m	pcs ■	pcs ■■
	30	CGD	300	P 23	Grey	5,64	20	60
	30	CGD	300	P 51	Black	5,64	20	60

Base to be ordered separately according to the required height. R1 400 mm, R2 400 mm.

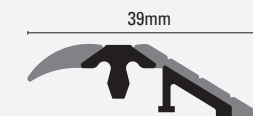
Length: 2,50 meters



multicurve » CFD 390 P* Bendable Synthetic Resin

	B = mm	Art.			Color	€/ m	pcs ■	pcs ■■
	39	CFD	390	P 23	Grey	9,68	20	60
	39	CFD	390	P 51	Black	9,68	20	60

Base to be ordered separately only base to be used CDB 60 P. Concave curve 900 mm, convex curve 400 mm.



multicurve » CBD* P Bendable perforated Base in Synthetic Resin

	H / H¹	Art.			Finish	€/ m	pcs ■	pcs ■■
	6/8	CBD	60	P	Bendable base	11,27	20	60
	9/11	CBD	90	P	Bendable base	11,90	20	60
	12/14	CBD	120	P	Bendable base	12,50	20	60



Individually wrapped

Indivisible packaging 20 pcs.





Length: 2,70 meters



lino+tec » AP 17 AS* Anodized Aluminum H = 2+3mm - Self-Adhesive/not Self-Adhesive

	B = mm	Art.			Finish	€/ m	pcs ■	pcs ■■
	17	AP	17	ASA	Silver - Self-Adhesive	4,66	50	150
	17	AP	17	ASN	Silver - not Self-Adhesive	3,39	50	150

lino+tec » AP 19 OL* Brass H = 2+3mm - Self-Adhesive/not Self-Adhesive

	B = mm	Art.			Finish	€/ m	pcs ■	pcs ■■
	19	AP	19	OLA	Polished - Self-Adhesive	13,47	20	60
	19	AP	19	OLN	Polished- not Self-Adhesive	11,97	20	60

Profile protected with a removable film.

Length: 2,70 meters

SELFLINE/KIT PRE-CUT
0,90 e 1,35 m + €/m 1,03

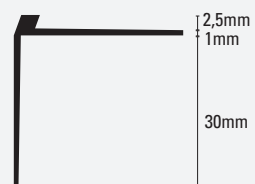


lino+tec » AV 30 OL* Brass H = 2+3mm - Self-Adhesive/not Self-Adhesive

	B = mm	Art.			Finish	€/ m	pcs ■	pcs ■■
	30	AV	30	OLA	Polished- Self-Adhesive	7,94	20	60
	30	AV	30	OLN	Polished- not Self-Adhesive	6,45	20	60

Thickness 10/10 protected with a removable film.

Length: 2,70 meters



stairtec » SC 30 A*N Anodized Aluminum for vinyl floors

	H' + H	Art.			Finish	€/ m	pcs ■	pcs ■■
	2,5 + 30	SC	30	ASN	Silver	6,32	20	60
	2,5 + 30	SC	30	AON	Gold	6,32	20	60
	2,5 + 30	SC	30	ABN	Bronze	6,32	20	60



lino+tec AP 17 ASN



stairtec SC 30 ASN



Stair Nosing Profiles

Safety and appearance are of utmost importance when designing staircases, and the right choice in profiling can make all the difference. PROFILITEC proposes a complete line of technical yet aesthetic nosing profiles suitable for all flooring applications.

Designed with safety in mind, our range of nosing profiles can be used for renovations in private and public buildings. Non-slip thermoplastic rubber inserts and tread grooving contribute to the cutting-edge detailing which distinguishes PROFILITEC profiles.

Article		Use	Page
Stairtec	FS	tiled steps	36
Stairtec	FSF	tiled steps	36
Stairtec	FSL	tiled steps	37
Stairtec	FI	stainless steel for ceramic tiles	38
Stairtec	FIR	resin grip	38
Stairtec	FW	wood for ceramic tiles	38
Stairtec	SR	metal for ceramic tiles	38
Stairtec	FL-AS	decorative for ceramic tiles	39
Stairtec	FLR	stainless steel	39
Stairtec	FL-IL	stainless steel	39
Serie	RD	tiled steps	40
Roundjolly	RJ	tiled steps	40
Squarejolly	SJ	square edge for tiles	42
Squarejolly	SJR	square edge Resing Grip	42
Roundjolly-Squarejolly	RJ/SJM	ultra-thin tiles	43
Stairtec	FO	techn. nosing for wood / ceramic	44
Stairtec	SWP	pacer circular element in st.steel	45
Stairtec	SWR	circular anti-slip element in st.steel	45
Stairtec	SW	Aluminum anti-slip	45
Stairtec	SI	st.steel on existing surfaces	45
Stairtec	SWH	anti-slip self-adhesive	46
Stairtec	AE	ribbed on existing floors	46
Stairtec	SE	Aluminum safety step	46
Stairtec	SA	Aluminum anti-slip	47
Stairtec	SL	on existing surfaces	47
Stairtec	SC	vynil floors	48
Stairtec	SM	moquettes	49





Length: 2,70 meters
Clip System



FS30A*



FS30A* + TR**



FS product is certified R10.
Anti-slip properties.
In accordance with DIN 51130
(06/2004).

stair+tec » FS 30 A* Aluminum

	B = mm	Art.			Finish	€/ m	pcs ■	pcs ■■
	30	FS	30	A 23	Cement Grey	10,26	20	60
	30	FS	30	A 32	Dark Beige	10,26	20	60
	30	FS	30	A 51	Black Graphite	10,26	20	60

Art. FS 30 A Supplied with anti-slip synthetic rubber insert already mounted. TR to be ordered separately (tile thickness reduced by 2mm).

stair+tec » FS 30 A* Thermoplastic Rubber Insert

	B = mm	Art.			Finish	€/ m	pcs ■	pcs ■■
	30	FSI	30	P 23	Spare part Cement Grey	4,05	20	60
	30	FSI	30	P 32	Spare part Dark Beige	4,05	20	60
	30	FSI	30	P 51	Spare part Black Graphite	4,05	20	60

*

stair+tec » FST-P* End cap in PVC

	H = mm	Art.			Finish	€/ set	set ■	
	8	FST	80	P 23	SET	3,86	5 pcs	
	8	FST	80	P 32	SET	3,86	5 pcs	
	8	FST	80	P 51	SET	3,86	5 pcs	
	10	FST	100	P 23	SET	3,86	5 pcs	
	10	FST	100	P 32	SET	3,86	5 pcs	
	10	FST	100	P 51	SET	3,86	5 pcs	
	12,5	FST	125	P 23	SET	3,86	5 pcs	
	12,5	FST	125	P 32	SET	3,86	5 pcs	
	12,5	FST	125	P 51	SET	3,86	5 pcs	

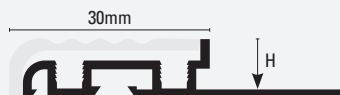
End Cap (left or right), SKU: FST**P**SET/D or FST**P**SET/S.



stair+tec FS 30 A51

Length: 2,70 meters

SELFLINE/KIT PRE-CUT
0,90 and 1,35 m + €/m 0,45



stair+tec » FSF-A* Aluminum

	H = mm	Art.			Finish	€/ m	pcs ■	pcs ■■
	8	FSF	80	A 23	Cement Grey	11,52	20	60
	8	FSF	80	A 32	Dark Beige	11,52	20	60
	8	FSF	80	A 51	Black Graphite	11,52	20	60
	10	FSF	100	A 23	Cement Grey	11,88	20	60
	10	FSF	100	A 32	Dark Beige	11,88	20	60
	10	FSF	100	A 51	Black Graphite	11,88	20	60
	12,5	FSF	125	A 23	Cement Grey	12,46	20	60
	12,5	FSF	125	A 32	Dark Beige	12,46	20	60
	12,5	FSF	125	A 51	Black Graphite	12,46	20	60

Art. FSF supplied with anti-slip insert already mounted.

stair+tec » FSF-A* Thermoplastic Rubber Insert

	H = mm	Art.			Finish	€/ m	pcs ■	pcs ■■
	30	FSFI	30	P 23	Spare part Cement Grey	4,05	20	60
	30	FSFI	30	P 32	Spare part Dark Beige	4,05	20	60
	30	FSFI	30	P 51	Spare part Black Graphite	4,05	20	60

*

stair+tec » FST-P* Endcap in PVC

See above.



stair+tec FSF-A23

Indivisible packaging 20 pcs.



stairtec FSL-A51 + FSA 50 AS



stairtec » FSL-A* Aluminum

H = mm	Art.	Finish	€/ m	pcs ■	pcs ■■
8	FSL 80 A 23	Cement Grey	16,77	10	30
8	FSL 80 A 32	Dark Beige	16,77	10	30
8	FSL 80 A 51	Black Graphite	16,77	10	30
10	FSL 100 A 23	Cement Grey	17,40	10	30
10	FSL 100 A 32	Dark Beige	17,40	10	30
10	FSL 100 A 51	Black Graphite	17,40	10	30
12,5	FSL 125 A 23	Cement Grey	18,09	10	30
12,5	FSL 125 A 32	Dark Beige	18,09	10	30
12,5	FSL 125 A 51	Black Graphite	18,09	10	30

Art. FSF supplied with anti-slip insert already mounted.

stairtec » FS* Accessories for FSL-A*

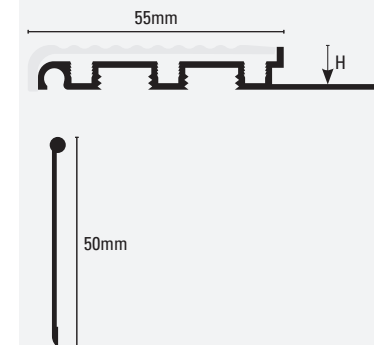
H = mm	Art.	Finish	€/ m	pcs ■	pcs ■■
55	FSLI 55 P 23	Spare part Cement Grey	5,31	10	60
55	FSLI 55 P 32	Spare part Dark Beige	5,31	10	60
55	FSLI 55 P 51	Spare part Black Graphite	5,31	10	60
50	FSA 50 AS	Riser Cover Aluminum Silver	5,45	20	60

stairtec » FSLT-P* Endcap in PVC

H = mm	Art.	Finish	€/ pc	set ■
8	FSLT 80 P 23	End cap in PVC Cement Grey	1,25	5 pcs
8	FSLT 80 P 32	End cap in PVC Dark Beige	1,25	5 pcs
8	FSLT 80 P 51	End cap in PVC Black Graphite	1,25	5 pcs
10	FSLT 100 P 23	End cap in PVC Cement Grey	1,25	5 pcs
10	FSLT 100 P 32	End cap in PVC Dark Beige	1,25	5 pcs
10	FSLT 100 P 51	End cap in PVC Black Graphite	1,25	5 pcs
12,5	FSLT 125 P 23	End cap in PVC Cement Grey	1,25	5 pcs
12,5	FSLT 125 P 32	End cap in PVC Dark Beige	1,25	5 pcs
12,5	FSLT 125 P 51	End cap in PVC Black Graphite	1,25	5 pcs

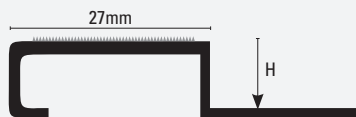
Left and Right endcap , Code: FST**P**/Right or FST**P**/Left.

Length: 2,70 meters



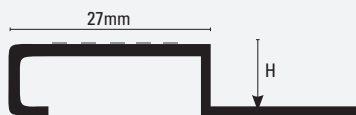


Length: 2,70 meters



SWH product is certified R13 (anti-slip insert).
Anti-slip properties. According to standard DIN 51130 (06/2004).

Length: 1,35 meters

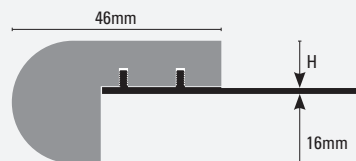


FIR product is certified R11. Anti-slip properties. According to standard DIN 51130 (06/2004).



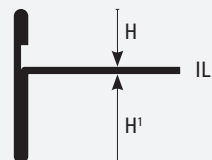
FIT 100 IS

Length: 2,70 meters



Length: 2,70 meters

CURVELINE/BENDABLE
Code SR-ILD + €/m 2,95



stairtec » FI-IL Stainless Steel AISI 304 - DIN 1.4301

H = mm	Art.	Finish	€/ m	pcs ■	pcs ■■
8	FI 80 IL	Polished	17,87	20	60
10	FI 100 IL	Polished	18,60	20	60
12,5	FI 125 IL	Polished	19,32	20	60

stairtec » SWH 19 C* Carborundum Self-adhesive non-slip strip for FI-IL

H = mm x m	Art.	Finish	€/ roll	pcs ■	pcs ■■
19 x 18,3	SWH 19 C 51	Anti-slip Black in roll	28,08	4	12
19 x 18,3	SWH 19 CF	Anti-slip Photoluminescent in roll	90,01	4	12

Anti-slip insert has to be ordered separately.

stairtec » FIR-IS Stainless Steel with Resin Grip

H = mm	Art.	Finish	€/ m	pcs ■	pcs ■■
10	FIR 100 IS	Brushed	44,64	10	40

new

stairtec » Endcaps for FI in Stainless Steel AISI 304 - DIN 1.4301

H = mm	Art.	Finish	€/ pc	pcs ■
8	FIT 80 IS	Brushed	3,26	10
10	FIT 100 IS	Brushed	3,26	10
12,5	FIT 125 IS	Brushed	3,26	10

new

new

new

Universal end cap (Right/Left).

stairtec » FW-RON Wood

H = mm	Art.	Finish	€/ m	pcs ■	pcs ■■
10	FW 100 RON	Oak natural	35,03	10	30
12,5	FW 125 RON	Oak natural	37,05	10	30
15	FW 150 RON	Oak natural	38,78	10	30

Wooden stair nosing assembled with a perforated Aluminum base.

stairtec » SR-IL Stainless Steel AISI 304 - DIN 1.4301 - Reversible profile

H/H' = mm	Art.	Finish	€/ m	pcs ■	pcs ■■
8/15	SR 8/15 IL	Polished	13,76	10	30
10/12,5	SR 10/12 IL	Polished	13,76	10	30

stairtec » SR-IS Stainless Steel AISI 304 - DIN 1.4301 - Reversible profile

H/H' = mm	Art.	Finish	€/ m	pcs ■	pcs ■■
8/15	SR 8/15 IS	Brushed	16,31	10	30
10/12,5	SR 10/12 IS	Brushed	16,31	10	30

Bendable with bending mach. 132



stairtec FI-IL + SWH 19 C51




stairtec FIR-IS



stairtec FW-RON



stairtec SR-AS



stairtec FL-AS



stairtec FL-IL

stairtec » SR-AS Anodized Aluminum - Reversible profile

☑	H/H¹=mm	Art.			Finish	€/ m	pcs ■	pcs ■■
☑	8/15	SR	8/15	AS	Silver	6,91	20	60
☑	10/12,5	SR	10/12	AS	Silver	6,91	20	60

stairtec » SR-ON Brass - Reversible profile

☑	H/H¹=mm	Art.			Finish	€/ m	pcs ■	pcs ■■
☑	8/15	SR	8/15	ON	Natural	13,80	10	30
☑	10/12,5	SR	10/12	ON	Natural	13,80	10	30

stairtec » SR-OL Brass - Reversible profile

	H/H¹=mm	Art.			Finish	€/ m	pcs ■	pcs ■■
	8/15	SR	8/15	OL	Polished	17,38	10	30
	10/12,5	SR	10/12	OL	Polished	17,38	10	30

stairtec » FL-AS Anodized Aluminum

	H = mm	Art.			Finish	€/ m	pcs ■	pcs ■■
	8	FL	80	AS	Silver	7,35	10	30
	10	FL	100	AS	Silver	7,63	10	30
	12,5	FL	125	AS	Silver	8,10	10	30

stairtec » Endcaps for stair nosing in Stainless Steel AISI 304 - DIN 1.4301

	H = mm	Art.			Finish	€/ pc	pcs ■
new	8	FLT	80	IS	Brushed	3,26	10
new	10	FLT	100	IS	Brushed	3,26	10
new	12,5	FLT	125	IS	Brushed	3,26	10

stairtec » FLR IL Stainless Steel

	H = mm	Art.			Finish	€/ m	pcs ■	pcs ■■
new	10	FLR	100	IL	Polished	14,26	10	30
new	12,5	FLR	125	IL	Polished	14,61	10	30

stairtec » Endcaps for stair nosing in Stainless Steel AISI 304 - DIN 1.4301

	H = mm	Art.			Finish	€/ pc	pcs ■
new	10	FLT	100	IS	Brushed	3,26	10
new	12,5	FLT	125	IS	Brushed	3,26	10

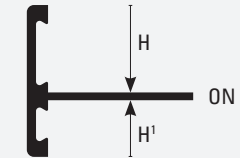
Universal end caps (Right/Left) for Stainless Steel and Aluminum profiles.

stairtec » FL-IL Stainless Steel AISI 304 - DIN 1.4301

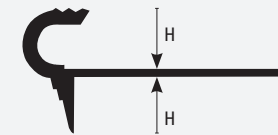
	H = mm	Art.			Finish	€/ m	pcs ■	pcs ■■
	8	FL	80	IL	Polished	13,22	10	30
	10	FL	100	IL	Polished	13,77	10	30
	12,5	FL	125	IL	Polished	14,28	10	30

Length: 2,70 meters

☑ **CURVELINE/BENDABLE**
Code SR-ASD + €/m 1,47
Code SR-OND + €/m 2,65



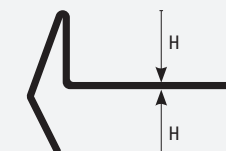
Length: 2,70 meters



Note: Stainless steel version has a slightly different section.

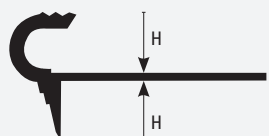
FLT 100 IS

Length: 2,70 meters





Length: 2,70 meters



stairtec » FL-ON Brass							
H = mm	Art.			Finish	€/ m	pcs ■	pcs ■■
8	FL	80	ON	Natural	21,36	10	30
10	FL	100	ON	Natural	21,97	10	30
12,5	FL	125	ON	Natural	23,70	10	30

stairtec » FL-OL Brass AISI 304 - DIN 1.4301							
H = mm	Art.			Finish	€/ m	pcs ■	pcs ■■
8	FL	80	OL	Polished	21,36	10	30
10	FL	100	OL	Polished	21,97	10	30
12,5	FL	125	OL	Polished	23,70	10	30

Length: 2,70 meters



roundtec » RD-ON Brass							
H = mm	Art.			Finish	€/ m	pcs ■	pcs ■■
8	RD	80	ON	Natural	12,92	10	30
10	RD	100	ON	Natural	13,91	10	30
12,5	RD	125	ON	Natural	17,40	10	30
15	RD	150	ON	Natural	22,74	10	30

roundtec » RD-OL Brass							
H = mm	Art.			Finish	€/ m	pcs ■	pcs ■■
8	RD	80	OL	Polished	16,50	10	30
10	RD	100	OL	Polished	17,50	10	30
12,5	RD	125	OL	Polished	20,99	10	30
15	RD	150	OL	Polished	26,33	10	30

Length: 2,70 meters



roundjolly » RJ-IL Stainless Steel AISI 304 - DIN 1.4301							
H = mm	Art.			Finish	€/ m	pcs ■	pcs ■■
4,5	RJ	45	IL	Polished	9,02	20	60
6	RJ	60	IL	Polished	9,11	20	60
8	RJ	80	IL	Polished	9,80	20	60
10	RJ	100	IL	Polished	10,60	20	60
12,5	RJ	125	IL	Polished	11,29	20	60
15	RJ	150	IL	Polished	13,25	20	60

roundjolly » RJ-IS Stainless Steel AISI 304 - DIN 1.4301							
H = mm	Art.			Finish	€/ m	pcs ■	pcs ■■
4,5	RJ	45	IS	Brushed	11,10	20	60
6	RJ	60	IS	Brushed	11,19	20	60
8	RJ	80	IS	Brushed	11,88	20	60
10	RJ	100	IS	Brushed	12,68	20	60
12,5	RJ	125	IS	Brushed	13,37	20	60
15	RJ	150	IS	Brushed	15,33	20	60

Protected with a removable film.



roundtec RD-ON



roundjolly RJ-IL



roundjolly RJ-IX



roundjolly RJ-IL

roundjolly » RJ-ILM Stainless Steel AISI 316 - DIN 1.4404							
H = mm	Art.		Finish	€/ m	pcs ■	pcs ■■	
4,5	RJ	45 ILM	Polished	11,61	20	60	
6	RJ	60 ILM	Polished	11,71	20	60	
8	RJ	80 ILM	Polished	12,39	20	60	
10	RJ	100 ILM	Polished	13,19	20	60	
12,5	RJ	125 ILM	Polished	13,88	20	60	

Thickness 8/10 prolected with a removable film.

roundjolly » RJ-IX Stainless Steel AISI 304 - DIN 1.4301							
H = mm	Art.		Finish	€/ m	pcs ■	pcs ■■	
8	RJ	80 IX	Sanded	12,66	20	60	
10	RJ	100 IX	Sanded	13,48	20	60	
12,5	RJ	125 IX	Sanded	14,18	20	60	

roundcapsule » RJC/I-I* Stainless Steel end cap							
H = mm	Art.		Finish	€/ set	set ■	set ■■	
4,5/6/8/10/12,5	RJC	- IL	Polished	26,69	2 pcs	20 set	
6/8/10/12,5	RJC	- ILM	Polished AISI 316	33,09	2 pcs	20 set	
4,5/6/8/10/12,5	RJC	- IS	Brushed	32,02	2 pcs	20 set	
8/10/12,5	RJC	- IX	Sanded	26,69	2 pcs	20 set	

roundcapsule » RJI/I-I* Stainless Steel internal corner							
H = mm	Art.		Finish	€/ set	set ■	set ■■	
6/8/10/12,5	RJI	- IL	Polished	26,69	2 pcs	20 set	
6/8/10/12,5	RJI	- ILM	Polished AISI 316	33,09	2 pcs	20 set	
6/8/10/12,5	RJI	- IS	Brushed	32,02	2 pcs	20 set	
8/10/12,5	RJI	- IX	Sanded	26,69	2 pcs	20 set	

roundcapsule » RJC/RJI-AI End cap in Aluminum							
H = mm	Art.		Finish	€/ set	set ■	set ■■	
6/8/10/12,5	RJC	RJI AI	with an imitation Polished Stainless Steel finish	5,95	2 pcs	20 set	

roundjolly » RJ 45 IL Stainless Steel AISI 304 - DIN 1.4301							
H = mm	Art.		Finish	€/ m	pcs ■	pcs ■■	
4,5	RJ	45 IL	Polished	9,02	20	60	

Prolected with a removable film.

roundjolly » RJ 45 IS Stainless Steel AISI 304 - DIN 1.4301							
H = mm	Art.		Finish	€/ m	pcs ■	pcs ■■	
4,5	RJ	45 IS	Brushed	11,10	20	60	

roundjolly » RJ 45 AS Anodized Aluminum							
H = mm	Art.		Finish	€/ m	pcs ■	pcs ■■	
4,5	RJ	45 AS	Silver	3,75	20	60	

Length: 2,70 meters



Length: 2,70 meters



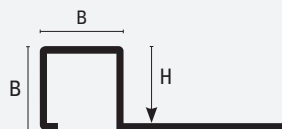
Length: 2,70 meters





Length: 2,70 meters

CURVELINE/BENDABLE
Code SJ-ILD + €/m 2,95



Visible side B:
H size + 1 mm
e.g.:SJ80 = 9x9 mm

squarejolly » SJ-IL Stainless steel AISI 304 - DIN 1.4301

<input checked="" type="checkbox"/>	H = mm	Art.			Finish	€/ m	pcs ■	pcs ■■
new	6	SJ	60	IL	Polished	9,30	20	60
<input checked="" type="checkbox"/>	8	SJ	80	IL	Polished	9,80	20	60
<input checked="" type="checkbox"/>	9	SJ	90	IL	Polished	10,14	20	60
<input checked="" type="checkbox"/>	10	SJ	100	IL	Polished	10,60	20	60
<input checked="" type="checkbox"/>	11	SJ	110	IL	Polished	10,83	20	60
<input checked="" type="checkbox"/>	12,5	SJ	125	IL	Polished	11,29	20	60
<input checked="" type="checkbox"/>	15	SJ	150	IL	Polished	13,25	20	60

Protected with a removable film.

SJC- IL



squarejolly » SJ-IS Stainless Steel AISI 304 - DIN 1.4301


<input checked="" type="checkbox"/>	H = mm	Art.			Finish	€/ m	pcs ■	pcs ■■
new	6	SJ	60	IS	Brushed	11,38	20	60
	8	SJ	80	IS	Brushed	11,88	20	60
	9	SJ	90	IS	Brushed	12,22	20	60
	10	SJ	100	IS	Brushed	12,68	20	60
	11	SJ	110	IS	Brushed	12,91	20	60
	12,5	SJ	125	IS	Brushed	13,37	20	60
	15	SJ	150	IS	Brushed	15,33	20	60

Protected with a removable film.


squarejolly » SJ-ILM Stainless Steel AISI 316 - DIN 1.4404

<input checked="" type="checkbox"/>	H = mm	Art.			Finish	€/ m	pcs ■	pcs ■■
	8	SJ	80	ILM	Polished	12,75	20	60
	9	SJ	90	ILM	Polished	13,09	20	60
	10	SJ	100	ILM	Polished	13,55	20	60
	11	SJ	110	ILM	Polished	13,78	20	60
	12,5	SJ	125	ILM	Polished	14,24	20	60
	15	SJ	150	ILM	Polished	16,20	20	60


Protected with a removable film.



squarejolly SJ-IL



squarejolly SJ-IS



squarejolly SJR-IS



squarejolly SJR-AS

squarejolly » SJ-IX Stainless Steel AISI 304 - DIN 1.4301

H = mm	Art.			Finish	€/ m	pcs ■	pcs ■■
8	SJ	80	IX	Sanded	12,66	20	60
10	SJ	100	IX	Sanded	13,48	20	60
12,5	SJ	125	IX	Sanded	14,18	20	60

squarejolly » SJR-IS Stainless Steel with Resin Grip

H = mm	Art.			Finish	€/ m	pcs ■	pcs ■■
10	SJR	100	IS	Brushed	39,52	10	40

new

squarejolly » SJR-AS Anodized Aluminum with Resin Grip

H = mm	Art.			Finish	€/ m	pcs ■	pcs ■■
10	SJR	100	AS	Silver	35,56	10	40

new

squarecapsule » SJ-I Stainless steel end caps

H = mm	Art.			Finish	€/ set	set ■	set ■■
6/8/9/10/11/12,5/15	SJC	-	IL	Polished	26,69	2 pcs	20 set
8/9/10/11/12,5/15	SJC	-	ILM	Polished AISI 316	33,09	2 pcs	20 set
6/8/9/10/11/12,5/15	SJC	-	IS	Brushed	31,77	2 pcs	20 set
8/10/12,5	SJC	-	IX	Sanded	26,69	2 pcs	20 set

Universal end caps (internal and external corner, and three-way intersection).

squarejolly » SJM 44 A* Anodized Aluminum for mosaic and thin tiles

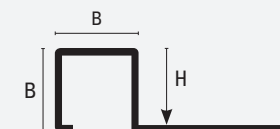
H = mm	Art.			Finish	€/ m	pcs ■	pcs ■■
4,4	SJM	44	AS	Silver	4,78	20	60

squarecapsula » SJC 44 A* Anodized Aluminum

H = mm	Art.			Finish	€/ set	set ■	set ■■
4,4	SJC	44	AS	Silver	9,61	2 pcs	20 set

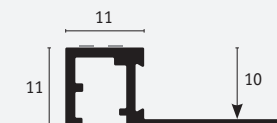
Universal end caps (internal and external corner, and three-way intersection). Loose pcs not available.

Length: 2,70 meters



Visible side B:
H size + 1 mm
e.g.:SJ80 = 9x9 mm

Length: 1,35 meters



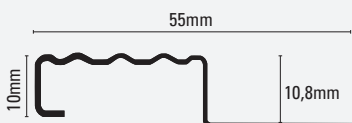
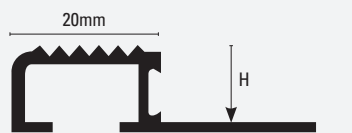
SJR is certified R11. Anti-slip properties, in accordance with DIN 51130 (06/2004).

Length: 2,70 meters






Length: 2,70 meters



FOTI 100 IS FOTA 100 IS



stairtec» FO-IL Stainless Steel

	H = mm	Art.		Finish	€/ m	pcs ■	pcs ■■
new	10	FO	100	IL	Polished	12,94	10 30
new	12,5	FO	125	IL	Polished	13,38	10 30

stairtec» End caps for Aluminum FO in Stainless Steel AISI 304 - DIN 1.4301

	H = mm	Art.		Finish	€/ pc	pcs ■
new	4,5	FOTA	45	IS	Brushed	3,26
new	8	FOTA	80	IS	Brushed	3,26
new	10	FOTA	100	IS	Brushed	3,26
new	12,5	FOTA	125	IS	Brushed	3,26

Universal cap (L/R). End cap for FO in Aluminum.

stairtec» End caps for FO in Stainless Steel AISI 304 - DIN 1.4301

	H = mm	Art.		Finish	€/ pc	pcs ■
new	10	FOTI	100	IS	Brushed	3,26
new	12,5	FOTI	125	IS	Brushed	3,26

Universal Cap (L/R). FOTI 100 IS to be used both with FO 100 and FO 125.

stairtec» FO-AS Anodized Aluminum

	H = mm	Art.		Finish	€/ m	pcs ■	pcs ■■
	4,5	FO	45	AS	Silver	7,71	20 60
	8	FO	80	AS	Silver	8,03	20 60
	10	FO	100	AS	Silver	8,36	20 60
	12,5	FO	125	AS	Silver	8,88	20 60

stairtec» FO-ON Brass

	H = mm	Art.		Finish	€/ m	pcs ■	pcs ■■
	10	FO	100	ON	Natural	20,75	10 30
	12,5	FO	125	ON	Natural	21,86	10 30

stairtec» FO-OL Brass

	H = mm	Art.		Finish	€/ m	pcs ■	pcs ■■
	10	FO	100	OL	Polished	24,33	10 30
	12,5	FO	125	OL	Polished	25,45	10 30

+ Certified Stair Nosing



- +** In accordance with DIN 51130 (06/2004)
- +** From R11 to R13
- +** For commercial and public building



stairtec FO-IL



stairtec FO 45 AS



stairtec FOTA



stairtec SWP 25 IL



stairtec SWR 25 IL



stairtec SW 10 AS

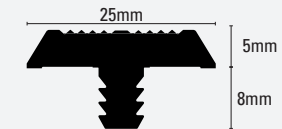


stairtec SI 400 IL

stairtec » SWP 25 IL Stainless Steel AISI 303 - DIN 1.4305

	Ø = mm	Art.			Finish	€/ pc	pcs ■	pcs ■■
new	25	SWP	25	IL	Polished	5,20	10	30

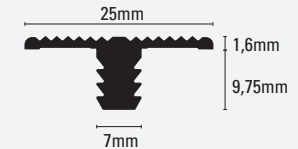
Suggested space between
2 pieces: 70 mm
Hole: Wood 6,5 mm
Stone 7 mm



stairtec » SWR 25 IL Stainless Steel AISI 303 - DIN 1.4305

	Ø = mm	Art.			Finish	€/ pc	pcs ■	pcs ■■
	25	SWR	25	IL	Polished	4,86	10	30

Suggested space between
2 pieces: 70 mm
Hole: Wood 6,5 mm
Stone 7 mm

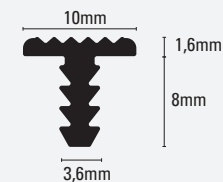


SWR is certified R11. Anti-slip properties. According to standard DIN 51130 (06/2004).

stairtec » SW 10 AS Anodized Aluminum

	Ø = mm	Art.			Finish	€/ m	pcs ■	pcs ■■
	10	SW	10	AS	Silver	5,75	20	60

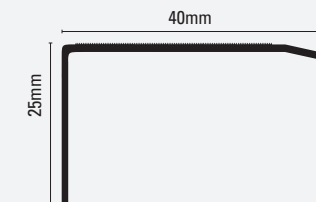
Length: 2,70 meters



stairtec » SI 400 IL Stainless Steel AISI 304 - DIN 1.4301

	B x H	Art.			Finish	€/ m	pcs ■	pcs ■■
	40 x 25	SI	400	IL	Polished	17,85	10	30

Length: 2,70 meters




stairtec » SWH 25 C* Non-slip for SI 400 IL

	H = mm x m	Art.			Finish	€/ roll	pcs ■	pcs ■■
	25x18,3	SWH	25	C 10	Anti-slip Trasparent in roll	32,68	4	12
	25x18,3	SWH	25	C 11	Anti-slip White in roll	38,42	4	12
	25x18,3	SWH	25	C 51	Anti-slip Black in roll	32,68	4	12

SWH: Anti-slip strip not installed to be ordered separately.



The product SWH is certified R13 (anti-slip insert). Anti-slip properties. In accordance with DIN 51130 (06/2004).

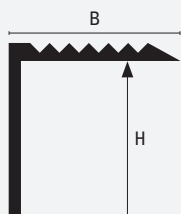


walktec » SWH Carborundum self-adhesive "Strip Walk"

H = mm x m	Art.	Description	€/ roll	pcs ■	pcs ■■
19x18,3	SWH 19 C 51	Black in roll	28,08	4	12
19x18,3	SWH 19 CF	Photoluminescent in roll*	90,01	4	12
25x18,3	SWH 25 C 51	Black in roll	32,68	4	12
25x18,3	SWH 25 C 10	Trasparent in roll	32,68	4	12
25x18,3	SWH 25 C 11	White gummed in roll	38,42	4	12
50x18,3	SWH 50 C 51	Black in roll	64,77	4	12
H = mm x m	Art.	Description	€/ pc	pcs ■	pcs ■■
19 x 0,61	SWHS 19 C 51	Black in strips	1,63	50	150
	Art.	Description	€/ pc		
1 lt.	SWHP	adhesive primer	45,41	1	3

Primer for difficult supports like stone, wood or marble. It covers a surface of abt 5 sq.m.
*It recharges with natural or artificial light and releases brightness in the dark.

Length: 2,70 meters



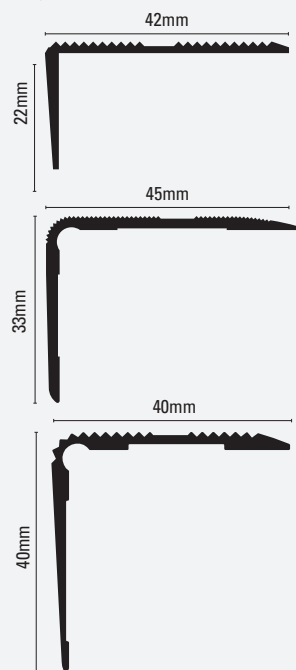
stairtec » AE 21 A*N Anodized Aluminum

H = mm	Art.	Finish	€/ m	pcs ■	pcs ■■
21 x 21	AE 21 ASN	Silver	4,95	30	90
21 x 21	AE 21 AON	Gold	4,95	30	90
21 x 21	AE 21 ABN	Bronze	4,95	30	90

stairtec » AE-OLN Brass

B x H	Art.	Finish	€/ m	pcs ■	pcs ■■
21 x 21	AE 21 OLN	Polished	17,30	20	60
30 x 30	AE 30 OLN	Polished	22,97	10	30

Length: 2,70 meters



stairtec » SE 42 A*N Anodized Aluminum

H = mm	Art.	Finish	€/ m	pcs ■	pcs ■■
42 x 22	SE 42 ASN	Silver	7,32	20	60
42 x 22	SE 42 AON	Gold	7,32	20	60
42 x 22	SE 42 ABN	Bronze	7,32	20	60

stairtec » SE 45 A*N Anodized Aluminum

H = mm	Art.	Finish	€/ m	pcs ■	pcs ■■
45 x 33	SE 45 ASN	Silver	8,93	10	30
45 x 33	SE 45 AON	Gold	8,93	10	30
45 x 33	SE 45 ABN	Bronze	8,93	10	30

stairtec » SE 45 ASA Anodized Aluminum

H = mm	Art.	Finish	€/ m	pcs ■	pcs ■■
45 x 33	SE 45 ASA	Silver self-adhesive version	10,56	10	30
45 x 33	SE 45 AOA	Gold self-adhesive version	10,56	10	30
45 x 33	SE 45 ABA	Bronze self-adhesive version	10,56	10	30



stairtec AE-OLN



stairtec SE-ASN



stairtec SA 52 AN



stairtec SA 65 ASN

stairtec » SE 40 A*N Anodized Aluminum

B x H	Art.	Finish	€/ m	pcs ■	pcs ■■
40 x 40	SE 40 ASN	Silver	9,29	20	60

stairtec » SA 52 A*N Anodized Aluminum

B x H	Art.	Finish	€/ m	pcs ■	pcs ■■
52 x 30	SA 52 ASN	Silver	11,65	10	30
52 x 30	SA 52 AON	Gold	11,65	10	30
52 x 30	SA 52 ABN	Bronze	11,65	10	30

stairtec » SWH 19 C* Accessory for SA 52 A*N

H = mm x m	Art.	Finish	€/ roll	pcs ■	pcs ■■
19x18,3	SWH 19 C 51	Non-slip Black roll	28,08	4	12
19x18,3	SWH 19 CF	Photoluminescent roll, it recharges with light	90,01	4	12

Anti-slip strip not applied to be ordered separately.

stairtec » SA 52 A*A Anodized Aluminum - Self-Adhesive

B x H	Art.	Finish	€/ m	pcs ■	pcs ■■
52 x 30	SA 52 ASA	Silver - Self-Adhesive	13,28	10	30
52 x 30	SA 52 AOA	Gold - Self-Adhesive	13,28	10	30
52 x 30	SA 52 ABA	Bronze - Self-Adhesive	13,28	10	30

stairtec » SWH 19 C* Accessory for SA 52 A*A

H = mm x m	Art.	Finish	€/ roll	pcs ■	pcs ■■
19x18,3	SWH 19 C 51	Non-slip Black roll	28,08	4	12
19x18,3	SWH 19 CF	Photoluminescent roll, it recharges with light	90,01	4	12

Anti-slip strip not applied to be ordered separately.

stairtec » SA 65 ASN Anodized Aluminum

B x H	Art.	Finish	€/ m	pcs ■	pcs ■■
65 x 55	SA 65 ASN	Silver	13,40	10	30

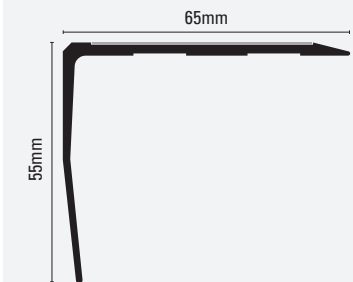
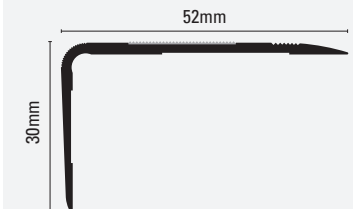
stairtec » SWH 50 C* Accessory for SA 65 ASN

H = mm x m	Art.	Finish	€/ roll	pcs ■	pcs ■■
50x18,3	SWH 50 C 51	Anti-slip Black roll	64,77	4	12

stairtec » SL 10 A* Anodized Aluminum - Self-Adhesive/Drilled

	B x H	Art.	Finish	€/ m	pcs ■	pcs ■■
△	25 x 10	SL 10 ASF	Silver - Drilled	3,55	40	120
△	25 x 10	SL 10 AOF	Gold - Drilled	3,55	40	120
△	25 x 10	SL 10 ABF	Bronze - Drilled	3,55	40	120
△	25 x 10	SL 10 ASA	Silver - Self-Adhesive	4,81	30	90
△	25 x 10	SL 10 AOA	Gold - Self-adhesive	4,81	30	90
△	25 x 10	SL 10 ABA	Bronze - Self-Adhesive	4,81	30	90

Length: 2,70 meters



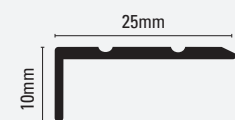
SWH product is certified R13 (anti-slip insert). Anti-slip properties. According to standard DIN 51130 (06/2004).

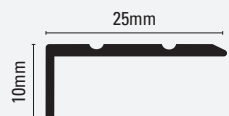
Length: 2,70 meters

△ SELFLINE-A/KIT PRE-CUT
0,90 and 1,35 m + €/m 1,05

△ SELFLINE-F/KIT PRE-CUT

Screws + dowels $\begin{matrix} \Upsilon & 5 + 5 \times 0,90 \text{ m} \\ & 7 + 7 \times 1,35 \text{ m} \end{matrix}$
0,90 and 1,35 m + €/m 1,31

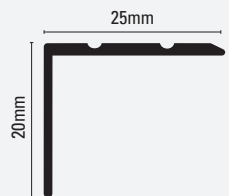





stairtec » SL 20 A* Anodized Aluminum - Self-Adhesive/Drilled

	B x H	Art.			Finish	€/ m	pcs ■	pcs ▣
	25 x 20	SL	20	ASF	Silver - Drilled	4,33	40	120
	25 x 20	SL	20	AOF	Gold - Drilled	4,33	40	120
	25 x 20	SL	20	ABF	Bronze - Drilled	4,33	40	120
	25 x 20	SL	20	ASA	Silver - Self-Adhesive	5,59	30	90
	25 x 20	SL	20	AOA	Gold - Self-adhesive	5,59	30	90
	25 x 20	SL	20	ABA	Bronze - Self-Adhesive	5,59	30	90

Length: 2,70 meters



Bleached Maple Beechwood Oak

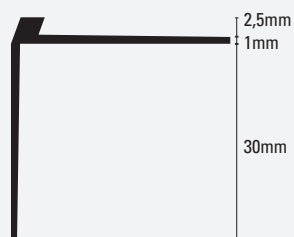


Cherry Light Walnut Dark Walnut Wengé

stairtec » SL 20* A/F Wood Laminated Aluminum - Self-Adhesive

	B x H	Art.			Finish	Color	€/ m	pcs ■	pcs ▣
	25 x 20	SL	20	RSA	Wood self-adhesive finish	Bleached	10,50	20	60
	25 x 20	SL	20	ACA	Wood self-adhesive finish	Maple	10,50	20	60
	25 x 20	SL	20	FAA	Wood self-adhesive finish	Beechwood	10,50	20	60
	25 x 20	SL	20	ROA	Wood self-adhesive finish	Oak	10,50	20	60
	25 x 20	SL	20	CIA	Wood self-adhesive finish	Cherry	10,50	20	60
	25 x 20	SL	20	NCA	Wood self-adhesive finish	Light Walnut	10,50	20	60
	25 x 20	SL	20	NSA	Wood self-adhesive finish	Dark Walnut	10,50	20	60
	25 x 20	SL	20	WEA	Wood self-adhesive finish	Wengé	10,50	20	60
	25 x 20	SL	20	RSF	Wood drilled finish	Bleached	9,23	20	60
	25 x 20	SL	20	ACF	Wood drilled finish	Maple	9,23	20	60
	25 x 20	SL	20	FAF	Wood drilled finish	Beechwood	9,23	20	60
	25 x 20	SL	20	ROF	Wood drilled finish	Oak	9,23	20	60
	25 x 20	SL	20	CIF	Wood drilled finish	Cherry	9,23	20	60
	25 x 20	SL	20	NCF	Wood drilled finish	Light Walnut	9,23	20	60
	25 x 20	SL	20	NSF	Wood drilled finish	Dark Walnut	9,23	20	60
	25 x 20	SL	20	WEF	Wood drilled finish	Wengé	9,23	20	60

Length: 2,70 meters



stairtec » SC 30 A*N Anodized Aluminum


	H + H'	Art.			Finish	€/ m	pcs ■	pcs ▣
	2,5+30	SC	30	ASN	Silver	6,32	20	60
	2,5+30	SC	30	AON	Gold	6,32	20	60
	2,5+30	SC	30	ABN	Bronze	6,32	20	60



stairtec SL 20 AOA



stairtec SC 30 ASN



stairtec SM 14 AON



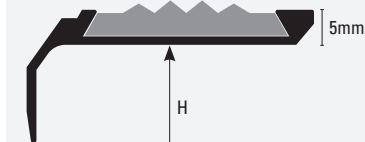
stairtec SM 28 ASN

stairtec » SM 14 A*N Anodized Aluminum / SM 14 OLN Brass

	B x H	Art.			Finish	€/ m	pcs ■	pcs ■■
	42 x 14	SM	14	ASN	Aluminum Silver	7,16	10	30
	42 x 14	SM	14	AON	Aluminum Gold	7,16	10	30
	42 x 14	SM	14	ABN	Aluminum Bronze	7,16	10	30
	42 x 14	SM	14	OLN	Polished Brass	24,58	6	18

Non-slip insert not included to be ordered separately. Select art. SMI 28 or SML 28.

Length: 2,70 meters

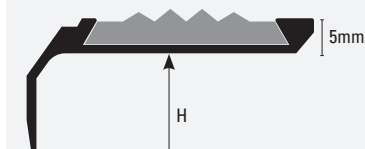


stairtec » SM 28 A*N Anodized Aluminum

	B x H	Art.			Finish	€/ m	pcs ■	pcs ■■
	42 x 28	SM	28	ASN	Silver	8,94	10	30
	42 x 28	SM	28	AON	Gold	8,94	10	30
	42 x 28	SM	28	ABN	Bronze	8,94	10	30

Non-slip insert not included to be ordered separately. Select art. SMI 28 or SML 28.

Roll 20 meters



stairtec » SM-P* Non-slip insert

	B = mm	Art.			Finish	€/ m	pcs ■	pcs ■■
	28	SMI	28	P 23	Ribbed Cement Grey	2,34	60	240
	28	SMI	28	P 32	Ribbed Dark Beige	2,34	60	240
	28	SMI	28	P 51	Ribbed Black Graphite	2,34	60	240
	28	SML	28	P 23	Smooth Cement Grey	2,34	60	240
	28	SML	28	P 32	Smooth Dark Beige	2,34	60	240
	28	SML	28	P 51	Smooth Black Graphite	2,34	60	240

Color code: 23= Cement Grey. 32= Dark Beige. 51= Black Graphite
Available in rolls to be applied upon installation to art.SM14 and SM28. Must be ordered separately.







Wall Covering Profiles

Practical and decorative, economical and durable: PROFILITEC Wall Covering Profiles are a first-rate solution for detailing mosaic, natural stone and all wall tile installations.

Linear profiles act as a vertical reference for tile laying, eliminating the need to cut outside corner tiles at a 45° angle or use special tiled elements. Tile profiles are also an invaluable safeguarding measure to prevent the chipping and cracking of fragile single-fired ceramic tiles.

PROFILITEC proposes infinite solutions for resolving internal and external wall corners, making them less dangerous and easier to clean.

Available in synthetic, non-toxic materials, brass, aluminum and stainless steel profiles in over 30 trim finishes allow the designer to coordinate or contrast grout and tile colors. The end result is a completely integrated design environment.

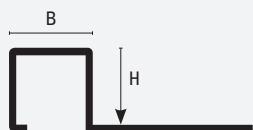


Article		Use	Page
Squarejolly	SJ	multipurpose	52
Filojolly	RJF	invisible	58
RoundJolly®	RJ	junction	59
Trimtec	TR	finish	64
KeraJolly	KJ	finish	65
Mosaictec	SJM	mosaic	66
Mosaictec	RJM	mosaic	66
Mosaictec	RJF	mosaic	66
Mosaictec	CRM	mosaic	67
Mosaictec	LI20	decorative listello	67
Skirting	BT	thin-tiles	67
Mosaictec	LIM	mosaic	67
Planotec	BP	work-top edge	67
Squarejolly	SJQ	squared listello	68
Trialjolly	TJ	corner junction	68
Listec	LI	decorative listello	69
Listelli	LIA	shim for listellos	70
Appendo	APP 15	vertical listello	70
RoundCorner	RO	round corner protections	71
KeraCorner	CO	corner protectors	71
Wallprotection	WA	corner protectors	72
Sanitec	SB-IL	stainless steel internal cove	72
Sanitec	RS	stainless steel internal cove	73
RoundCorner	RE	corner edge for tiles	73
Sanitec	SB15-IL	junction	73
Coflex	CR	internal co-extruded cove	74
Kerajolly	KJ-P	internal co-extruded cove	74
Sanitec	ER	internal resin cove	74
Sanitec	IC	junction	75
InterJolly	IJ	inner corner junction	75
Sanitec	SB20/SB24	prof. for bath/shower trays	76
Sanitec	SB30	multipurpose junction	76
Sanitec	SB18/SB12	prof. for bath/shower trays	76




Length: 2,70 meters

CURVELINE/BENDABLE
Code SJ-ILD + € /m 2,95



Visible side B:
H size + 1 mm
E.g.: SJ80 = 9x9 mm

SJC-I



squarejolly » SJ-IL Stainless Steel AISI 304 - DIN 1.4301								
<input checked="" type="checkbox"/>	H = mm	Art.		Finish	€/ m	pcs ■	pcs ■■	
new	6	SJ	60	IL	Polished	9,30	20	60
<input checked="" type="checkbox"/>	8	SJ	80	IL	Polished	9,80	20	60
<input checked="" type="checkbox"/>	9	SJ	90	IL	Polished	10,14	20	60
<input checked="" type="checkbox"/>	10	SJ	100	IL	Polished	10,60	20	60
<input checked="" type="checkbox"/>	11	SJ	110	IL	Polished	10,83	20	60
<input checked="" type="checkbox"/>	12,5	SJ	125	IL	Polished	11,29	20	60
<input checked="" type="checkbox"/>	15	SJ	150	IL	Polished	13,25	20	60

B= H + 1 mm. Profile protected with a removable film.

squarejolly » SJ-IS Stainless Steel AISI 304 - DIN 1.4301								
<input checked="" type="checkbox"/>	H = mm	Art.		Finish	€/ m	pcs ■	pcs ■■	
new	6	SJ	60	IS	Brushed	11,38	20	60
	8	SJ	80	IS	Brushed	11,88	20	60
	9	SJ	90	IS	Brushed	12,22	20	60
	10	SJ	100	IS	Brushed	12,68	20	60
	11	SJ	110	IS	Brushed	12,91	20	60
	12,5	SJ	125	IS	Brushed	13,37	20	60
	15	SJ	150	IS	Brushed	15,33	20	60

Profile protected with a removable film.

squarejolly » SJ-IX Stainless Steel AISI 304 - DIN 1.4301								
	H = mm	Art.		Finish	€/ m	pcs ■	pcs ■■	
	8	SJ	80	IX	Sanded	12,66	20	60
	10	SJ	100	IX	Sanded	13,48	20	60
	12,5	SJ	125	IX	Sanded	14,18	20	60

squarecapsule » SJC-I* Stainless Steel end cap								
H = mm		Art.		Finish	€/ set	set ■	set ■■	
6/8/9/10/11/12,5/15		SJC	-	IL	Polished	26,69	2 pcs	20 set
8/9/10/11/12,5/15		SJC	-	ILM	Polished AISI 316	33,09	2 pcs	20 set
6/8/9/10/11/12,5/15		SJC	-	IS	Brushed	31,77	2 pcs	20 set
8/10/12,5		SJC	-	IX	Sanded	26,69	2 pcs	20 set

Universal end caps (internal and external corner, and three-way intersection).

squarejolly » SJ-IL Stainless Steel AISI 316 - DIN 1.4301								
	H = mm	Art.		Finish	€/ m	pcs ■	pcs ■■	
	8	SJ	80	ILM	Polished	12,75	20	60
	9	SJ	90	ILM	Polished	13,09	20	60
	10	SJ	100	ILM	Polished	13,55	20	60
	11	SJ	110	ILM	Polished	13,78	20	60
	12,5	SJ	125	ILM	Polished	14,24	20	60
	15	SJ	150	ILM	Polished	16,20	20	60

B= H + 1 mm. Profile protected with a removable film.

Bendable with bending mach.p.132



squarejolly SJ-IL



squarejolly SJ-IX



squarejolly SJ-ATRS



squarejolly SJ-ATTK

squarejolly » SJ Sublimated Aluminum

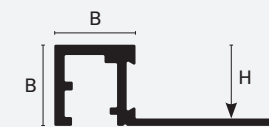
H = mm	Art.	Finish	€/ m	pcs ■	pcs ■■
8	SJ 80 A TRS	Texture Bleached	8,65	20	60
10	SJ 100 A TRS	Texture Bleached	9,08	20	60
12,5	SJ 125 A TRS	Texture Bleached	9,79	20	60
8	SJ 80 A TWE	Texture Wengè	8,65	20	60
10	SJ 100 A TWE	Texture Wengè	9,08	20	60
12,5	SJ 125 A TWE	Texture Wengè	9,79	20	60
8	SJ 80 A TTK	Texture Teak	8,65	20	60
10	SJ 100 A TTK	Texture Teak	9,08	20	60
12,5	SJ 125 A TTK	Texture Teak	9,79	20	60
8	SJ 80 A TRO	Texture Oak	8,65	20	60
10	SJ 100 A TRO	Texture Oak	9,08	20	60
12,5	SJ 125 A TRO	Texture Oak	9,79	20	60

squarecapsule » SJC Sublimated Aluminum end cap

H = mm	Art.	Finish	€/ set	set ■	set ■■
8/10/12,5	SJC A TRS	Texture Bleached	22.39	2 pcs	20 set
8/10/12,5	SJC A TWE	Texture Wengè	22.39	2 pcs	20 set
8/10/12,5	SJC A TTK	Texture Teak	22.39	2 pcs	20 set
8/10/12,5	SJC A TRO	Texture Oak	22.39	2 pcs	20 set

Universal end caps (internal and external corner, and three-way intersection). Loose pcs not available.

Length: 2,70 meters

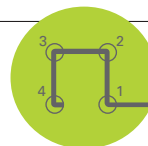


Visible side B:
H size + 1 mm
E.g.: SJ80 = 9x9 mm

SJC



Solid form



- + Double floor support
- + Grout lock for the Aluminum version
- + Four folds to increase the solidity





Length: 2,70 meters

CURVELINE/BENDABLE
Code SJ-A * D + €/m 1,48



Visible side B:
H size + 1 mm
E.g.: SJ80 = 9x9 mm

squarejolly » SJ-AS Anodized Aluminum

	H = mm	Art.			Finish	€/ m	pcs ■	pcs ■■
new	6	SJ	60	AS	Silver	4,28	20	60
	8	SJ	80	AS	Silver	4,61	20	60
	9	SJ	90	AS	Silver	4,90	20	60
	10	SJ	100	AS	Silver	5,02	20	60
	11	SJ	110	AS	Silver	5,30	20	60
	12,5	SJ	125	AS	Silver	5,67	20	60

squarejolly » SJ-ASB Bright Polished Aluminum

	H = mm	Art.			Finish	€/ m	pcs ■	pcs ■■
new	6	SJ	60	ASB	Chrome	7,48	20	60
	8	SJ	80	ASB	Chrome	7,88	20	60
	9	SJ	90	ASB	Chrome	8,48	20	60
	10	SJ	100	ASB	Chrome	8,80	20	60
	11	SJ	110	ASB	Chrome	9,31	20	60
	12,5	SJ	125	ASB	Chrome	9,88	20	60

squarejolly » SJ-A11 Powder Coated Aluminum

	H = mm	Art.			Color	€/ m	pcs ■	pcs ■■
	8	SJ	80	A11	Pure White	6,04	20	60
	9	SJ	90	A11	Pure White	6,25	20	60
	10	SJ	100	A11	Pure White	6,58	20	60
	11	SJ	110	A11	Pure White	6,72	20	60
	12,5	SJ	125	A11	Pure White	7,36	20	60

squarejolly » SJ-A* Powder Coated Aluminum

	H = mm	Art.			Color	€/ m	pcs ■	pcs ■■
new	10	SJ	100	A25	Embossed Cement Grey	6,48	20	60
new	10	SJ	100	A33	Embossed Dove-Grey	6,48	20	60
new	10	SJ	100	A50	Embossed Micaceous Grey	6,48	20	60

squarecapsule » SJ-A* Powder Coated Aluminum

	H = mm	Art.			Color	€/ set	set ■	set ■■
new	10	SJC	100	A25	Embossed Cement Grey	9,61	2 pcs	20 set
new	10	SJC	100	A33	Embossed Dove-Grey	9,61	2 pcs	20 set
new	10	SJC	100	A50	Embossed Micaceous Grey	9,61	2 pcs	20 set



squarejolly SJ-AS



squarejolly SJ-ASB



squarecapsule SJC-A*



squarejolly SJ-AS

squarejolly » SJ-A* Anodized Aluminum

H = mm	Art.			Finish	€/ m	pcs ■	pcs ■■
8	SJ	80	AR	Copper	5,96	20	60
9	SJ	90	AR	Copper	6,15	20	60
10	SJ	100	AR	Copper	6,39	20	60
11	SJ	110	AR	Copper	6,71	20	60
12,5	SJ	125	AR	Copper	7,12	20	60
8	SJ	80	AT	Titanium	5,96	20	60
9	SJ	90	AT	Titanium	6,15	20	60
10	SJ	100	AT	Titanium	6,39	20	60
11	SJ	110	AT	Titanium	6,71	20	60
12,5	SJ	125	AT	Titanium	7,12	20	60

squarejolly » SJ-A*B Bright Polished Aluminum

H = mm	Art.			Finish	€/ m	pcs ■	pcs ■■
8	SJ	80	ARB	Copper	8,00	20	60
9	SJ	90	ARB	Copper	8,61	20	60
10	SJ	100	ARB	Copper	8,93	20	60
11	SJ	110	ARB	Copper	9,45	20	60
12,5	SJ	125	ARB	Copper	10,03	20	60
8	SJ	80	ATB	Titanium	8,00	20	60
9	SJ	90	ATB	Titanium	8,61	20	60
10	SJ	100	ATB	Titanium	8,93	20	60
11	SJ	110	ATB	Titanium	9,45	20	60
12,5	SJ	125	ATB	Titanium	10,03	20	60

squarecapsule » SJC-A* Capsule in Anodized Aluminum

H = mm	Art.			Finish	€/ set	set ■	set ■■
6	SJC	60	AS - ASB - AR - AT - ARB - ATB - A11		9,61	2 pcs	20 set
8	SJC	80	AS - ASB - AR - AT - ARB - ATB - A11		9,61	2 pcs	20 set
9	SJC	90	AS - ASB - AR - AT - ARB - ATB - A11		9,61	2 pcs	20 set
10	SJC	100	AS - ASB - AR - AT - ARB - ATB - A11		9,61	2 pcs	20 set
11	SJC	110	AS - ASB - AR - AT - ARB - ATB - A11		9,61	2 pcs	20 set
12,5	SJC	125	AS - ASB - AR - AT - ARB - ATB - A11		9,61	2 pcs	20 set

Universal end caps (internal and external corner, and three-way intersection). Loose pcs not available.



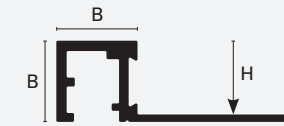
Blister



- + Single package
- + Individually wrapped profiles
- + Safe unpacking

Individually wrapped

Length: 2,70 meters



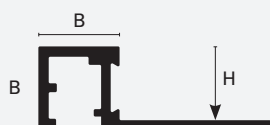
Visible side B:

H size + 1 mm

E.g.: SJ80 = 9x9 mm



Length: 2,70 meters



Visible side B:
H size + 1 mm
E.g.: SJ80 = 9x9 mm

squarejolly » SJ Aluminum

	H = mm	Art.		Finish	€/ m	pcs ■	pcs ▣
new	8	SJ	80 ASXB	Sanded Bright Polished Silver	9,45	20	60
new	9	SJ	90 ASXB	Sanded Bright Polished Silver	9,87	20	60
new	10	SJ	100 ASXB	Sanded Bright Polished Silver	10,27	20	60
new	11	SJ	110 ASXB	Sanded Bright Polished Silver	11,56	20	60
new	12,5	SJ	125 ASXB	Sanded Bright Polished Silver	12,84	20	60

squarejolly » SJ Aluminum

	H = mm	Art.		Finish	€/ m	pcs ■	pcs ▣
new	8	SJ	80 ACXB	Sanded Bright Polished Champagne	9,45	20	60
new	9	SJ	90 ACXB	Sanded Bright Polished Champagne	9,87	20	60
new	10	SJ	100 ACXB	Sanded Bright Polished Champagne	10,27	20	60
new	11	SJ	110 ACXB	Sanded Bright Polished Champagne	11,56	20	60
new	12,5	SJ	125 ACXB	Sanded Bright Polished Champagne	12,84	20	60

squarejolly » SJ Aluminum

	H = mm	Art.		Finish	€/ m	pcs ■	pcs ▣
new	8	SJ	80 ASS	Brushed Silver	7,11	20	60
new	9	SJ	90 ASS	Brushed Silver	7,36	20	60
new	10	SJ	100 ASS	Brushed Silver	7,62	20	60
new	11	SJ	110 ASS	Brushed Silver	8,00	20	60
new	12,5	SJ	125 ASS	Brushed Silver	8,43	20	60

squarejolly » SJ Aluminum

	H = mm	Art.		Finish	€/ m	pcs ■	pcs ▣
new	8	SJ	80 ASSB	Brushed Bright Polished Silver	8,79	20	60
new	9	SJ	90 ASSB	Brushed Bright Polished Silver	9,18	20	60
new	10	SJ	100 ASSB	Brushed Bright Polished Silver	9,56	20	60
new	11	SJ	110 ASSB	Brushed Bright Polished Silver	10,76	20	60
new	12,5	SJ	125 ASSB	Brushed Bright Polished Silver	11,95	20	60

squarecapsule » SJC End caps in Anodized Aluminum in new finishes

	H = mm	Art.		Finish	€/ set	set ■	set ▣
new	8/9/10/11/12,5	SJC	- ASXB	Sanded Bright Polished Silver	12,32	2 pcs	30 set
new	8/9/10/11/12,5	SJC	- ACXB	Sanded Bright Polished Champagne	12,32	2 pcs	30 set
new	8/9/10/11/12,5	SJC	- ASS	Brushed Silver	11,21	2 pcs	30 set
new	8/9/10/11/12,5	SJC	- ASSB	Brushed Bright Polished Silver	12,32	2 pcs	30 set

Universal end caps (internal and external corner, and three-way intersection). Loose pcs not available.



squarejolly SJ-ACXB



squarejolly SJ-ASXB

Individually wrapped



squarejolly SJ-OL

squarejolly » SJ-OC Brass

H = mm	Art.			Finish	€/ m	pcs ■	pcs ■■
8	SJ	80	OC	Chromed	20,38	15	45
10	SJ	100	OC	Chromed	22,26	15	45
12,5	SJ	125	OC	Chromed	24,22	10	30

squarecapsule » SJC-OC Brass

H = mm	Art.			Finish	€/ set	set ■	set ■■
8	SJC	80	OC	Chromed	27,14	2 pcs	20 set
10	SJC	100	OC	Chromed	27,14	2 pcs	20 set
12,5	SJC	125	OC	Chromed	27,14	2 pcs	20 set

Universal end caps (internal and external corner, and three-way intersection). Loose pcs not available.

squarejolly » SJ-OL Brass

H = mm	Art.			Finish	€/ m	pcs ■	pcs ■■
8	SJ	80	OL	Polished	12,62	15	45
10	SJ	100	OL	Polished	13,63	15	45
12,5	SJ	125	OL	Polished	14,95	10	30

Profile protected with a removable film.

squarecapsule » SJC-OL Brass

H = mm	Art.			Finish	€/ set	set ■	set ■■
8	SJC	80	OL	Polished	19,81	2 pcs	20 set
10	SJC	100	OL	Polished	19,81	2 pcs	20 set
12,5	SJC	125	OL	Polished	19,81	2 pcs	20 set

Universal end caps (internal and external corner, and three-way intersection). Loose pcs not available.

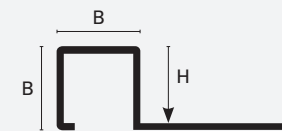


Wide model range

32

- + Stainless Steel, Aluminum, Brass, Plastic
- + Four models in Stainless Steel
- + Thirty-two different finishes

Length: 2,70 meters



Visible side B:
H size + 1 mm
E.g.: SJ80 = 9x9 mm

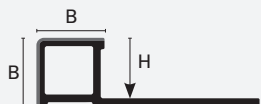


SJC-OL





Length: 2,70 meters



Visible side B:
H size + 1 mm
E.g.: SJ80 = 9x9 mm

squarejolly » SJ-P*Synthetic Resin Full Body Colored Resintop

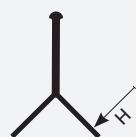
	H = mm	Art.		Color	€/ m	pcs ■	€/ m	pcs ■■	
	6	SJ	60	P 11	11 = Pure White	1,49	20	1,16	120
	8	SJ	80	P 11	11 = Pure White	1,63	20	1,26	100
	10	SJ	100	P 11	11 = Pure White	1,83	20	1,42	70
	6	SJ	60	P 12	12 = White	1,49	20	1,16	120
	8	SJ	80	P 12	12 = White	1,63	20	1,26	100
	10	SJ	100	P 12	12 = White	1,83	20	1,42	70
	6	SJ	60	P 22	22 = Pastel Grey	1,49	20	1,16	120
	8	SJ	80	P 22	22 = Pastel Grey	1,63	20	1,26	100
	10	SJ	100	P 22	22 = Pastel Grey	1,83	20	1,42	70
	6	SJ	60	P 31	31 = Beige Bahama	1,49	20	1,16	120
	8	SJ	80	P 31	31 = Beige Bahama	1,63	20	1,26	100
	10	SJ	100	P 31	31 = Beige Bahama	1,83	20	1,42	70
	6	SJ	60	P 41	41 = Cream	1,49	20	1,16	120
	8	SJ	80	P 41	41 = Cream	1,63	20	1,26	100
	10	SJ	100	P 41	41 = Cream	1,83	20	1,42	70
	6	SJ	60	P 42	42 = Ivory	1,49	20	1,16	120
	8	SJ	80	P 42	42 = Ivory	1,63	20	1,26	100
	10	SJ	100	P 42	42 = Ivory	1,83	20	1,42	70
	6	SJ	60	P 51	51 = Black	1,49	20	1,16	120
	8	SJ	80	P 51	51 = Black	1,63	20	1,26	100
	10	SJ	100	P 51	51 = Black	1,83	20	1,42	70



squarejolly SJ-P11

invisible and multipurpose wall covering

Length: 2,70 meters



filojolly » RJF-AS Anodized Aluminum

	H = mm	Art.		Finish	€/ m	pcs ■	pcs ■■	
	4,4	RJF	44	AS	Silver	4,30	20	60
	6	RJF	60	AS	Silver	4,44	20	60
	8	RJF	80	AS	Silver	4,72	20	60
	10	RJF	100	AS	Silver	5,14	20	60

filojolly » RJF-ASB Bright Polished Aluminum

	H = mm	Art.		Finish	€/ m	pcs ■	pcs ■■	
	4,4	RJF	44	ASB	Chrome	7,20	20	60
	6	RJF	60	ASB	Chrome	7,41	20	60
	8	RJF	80	ASB	Chrome	7,89	20	60
	10	RJF	100	ASB	Chrome	8,84	20	60



filojolly RJF-A

Individually wrapped



roundjolly RJ-IL



roundjolly RJ-IX

roundjolly » RJ-IL Stainless Steel AISI 304 - DIN 1.4301

H = mm	Art.	Finish	€/ m	pcs ■	pcs ■■
4,5	RJ 45 IL	Polished	9,02	20	60
6	RJ 60 IL	Polished	9,11	20	60
8	RJ 80 IL	Polished	9,80	20	60
10	RJ 100 IL	Polished	10,60	20	60
12,5	RJ 125 IL	Polished	11,29	20	60
15	RJ 150 IL	Polished	13,25	20	60

Profile protected with a removable film.

roundjolly » RJ-IS Stainless Steel AISI 304 - DIN 1.4301

H = mm	Art.	Finish	€/ m	pcs ■	pcs ■■
4,5	RJ 45 IS	Brushed	11,10	20	60
6	RJ 60 IS	Brushed	11,19	20	60
8	RJ 80 IS	Brushed	11,88	20	60
10	RJ 100 IS	Brushed	12,68	20	60
12,5	RJ 125 IS	Brushed	13,37	20	60
15	RJ 150 IS	Brushed	15,33	20	60

Profile protected with a removable film.

roundjolly » RJ-ILM Stainless Steel AISI 316 - DIN 1.4404

H = mm	Art.	Finish	€/ m	pcs ■	pcs ■■
4,5	RJ 45 ILM	Polished	11,61	20	60
6	RJ 60 ILM	Polished	11,71	20	60
8	RJ 80 ILM	Polished	12,39	20	60
10	RJ 100 ILM	Polished	13,19	20	60
12,5	RJ 125 ILM	Polished	13,88	20	60

Thickness 8/10 protected with a removable film.

roundjolly » RJ-IX Stainless Steel AISI 304 - DIN 1.4301

H = mm	Art.	Finish	€/ m	pcs ■	pcs ■■
8	RJ 80 IX	Sanded	12,66	20	60
10	RJ 100 IX	Sanded	13,48	20	60
12,5	RJ 125 IX	Sanded	14,18	20	60

roundcapsule » RJC External end cap in Stainless Steel

H = mm	Art.	Finish	€/ set	set ■	set ■■
4,5/6/8/10/12,5/15	RJC - IL	Polished	26,69	2 pcs	20 set
6/8/10/12,5	RJC - ILM	Polished AISI 316	33,09	2 pcs	20 set
4,5/6/8/10/12,5/15	RJC - IS	Brushed	32,02	2 pcs	20 set
8/10/12,5	RJC - IX	Sanded	26,69	2 pcs	20 set

Stainless Steel external cap Cod. RJC/RJI-AI €/set 5,99 (2 pcs).

roundcapsule » RJI Internal end cap in Stainless Steel

H = mm	Art.	Finish	€/ set	set ■	set ■■
6/8/10/12,5	RJI - IL	Polished	26,69	2 pcs	20 set
6/8/10/12,5	RJI - ILM	Polished AISI 316	33,09	2 pcs	20 set
6/8/10/12,5	RJI - IS	Brushed	32,02	2 pcs	20 set
8/10/12,5	RJI - IX	Sanded	26,69	2 pcs	20 set

Length: 2,70 meters



RJC-IL



RJI-IL





Length: 2,70 meters



roundjolly » RJ-A* Anodized Aluminum

H = mm	Art.			Finish	€/ m	pcs ■	pcs ■■
4,5	RJ	45	AS	Silver	3,75	20	60
6	RJ	60	AS	Silver	3,75	20	60
8	RJ	80	AS	Silver	3,86	20	60
10	RJ	100	AS	Silver	4,20	20	60
12,5	RJ	125	AS	Silver	4,74	20	60
6	RJ	60	AO	Gold	3,75	20	60
8	RJ	80	AO	Gold	3,75	20	60
10	RJ	100	AO	Gold	3,86	20	60
12,5	RJ	125	AO	Gold	4,20	20	60

roundjolly » RJ-A* Anodized Aluminum

H = mm	Art.			Finish	€/ m	pcs ■	pcs ■■
6	RJ	60	AR	Copper	4,99	20	60
8	RJ	80	AR	Copper	5,24	20	60
10	RJ	100	AR	Copper	5,60	20	60
12,5	RJ	125	AR	Copper	6,23	20	60
6	RJ	60	AT	Titanium	4,99	20	60
8	RJ	80	AT	Titanium	5,24	20	60
10	RJ	100	AT	Titanium	5,60	20	60
12,5	RJ	125	AT	Titanium	6,23	20	60

Length: 2,70 meters



roundjolly » RJ-OC Brass

H = mm	Art.			Finish	€/ m	pcs ■	pcs ■■
6	RJ	60	OC	Chromed	17,95	10	30
8	RJ	80	OC	Chromed	19,94	10	30
10	RJ	100	OC	Chromed	21,76	10	30
12,5	RJ	125	OC	Chromed	23,70	10	30

roundcapsule » RJC-OC Brass

H = mm	Art.			Finish	€/ set	set ■	set ■■
6	RJC	60	OC	Chromed	27,14	2 pcs	20 set
8	RJC	80	OC	Chromed	27,14	2 pcs	20 set
10	RJC	100	OC	Chromed	27,14	2 pcs	20 set
12,5	RJC	125	OC	Chromed	27,14	2 pcs	20 set



roundjolly RJ-AS



roundjolly RJ-AR



roundjolly RJ-ARB



roundjolly RJ-ATB

roundjolly » RJ-A*B Bright Polished Aluminum

H = mm	Art.	Finish	€/ m	pcs ■	pcs ■■
6	RJ 60 AOB	Gold	6,64	20	60
8	RJ 80 AOB	Gold	7,08	20	60
10	RJ 100 AOB	Gold	7,91	20	60
12,5	RJ 125 AOB	Gold	8,88	20	60
4,5	RJ 45 ASB	Chrome	6,54	20	60
6	RJ 60 ASB	Chrome	6,54	20	60
8	RJ 80 ASB	Chrome	6,98	20	60
10	RJ 100 ASB	Chrome	7,79	20	60
12,5	RJ 125 ASB	Chrome	8,75	20	60
6	RJ 60 ARB	Copper	6,64	20	60
8	RJ 80 ARB	Copper	7,08	20	60
10	RJ 100 ARB	Copper	7,91	20	60
12,5	RJ 125 ARB	Copper	8,88	20	60
6	RJ 60 ATB	Titanium	6,64	20	60
8	RJ 80 ATB	Titanium	7,08	20	60
10	RJ 100 ATB	Titanium	7,91	20	60
12,5	RJ 125 ATB	Titanium	8,88	20	60

roundjolly » RJ-A* Powder Coated Aluminum

* Color	H = 4,5 mm	H = 6 mm	H = 8 mm	H = 10 mm	H = 12,5 mm
11 = Pure White	RJ 45 A 11	RJ 60 A 11	RJ 80 A 11	RJ 100 A 11	RJ 125 A 11
12 = White	RJ 45 A 12	RJ 60 A 12	RJ 80 A 12	RJ 100 A 12	RJ 125 A 12
13 = Rusty White	-	RJ 60 A 13	RJ 80 A 13	RJ 100 A 13	RJ 125 A 13
21 = Light Grey	RJ 45 A 21	RJ 60 A 21	RJ 80 A 21	RJ 100 A 21	-
22 = Pastel Grey	RJ 45 A 22	RJ 60 A 22	RJ 80 A 22	RJ 100 A 22	RJ 125 A 22
23 = Cement Grey	RJ 45 A 23	RJ 60 A 23	RJ 80 A 23	RJ 100 A 23	-
31 = Beige Bahama	RJ 45 A 31	RJ 60 A 31	RJ 80 A 31	RJ 100 A 31	RJ 125 A 31
32 = Dark Beige	RJ 45 A 32	RJ 60 A 32	RJ 80 A 32	RJ 100 A 32	-
41 = Cream	RJ 45 A 41	RJ 60 A 41	RJ 80 A 41	RJ 100 A 41	-
42 = Ivory	RJ 45 A 42	RJ 60 A 42	RJ 80 A 42	RJ 100 A 42	-
51 = Black	RJ 45 A 51	RJ 60 A 51	RJ 80 A 51	RJ 100 A 51	-
€/ m	4,79	4,79	5,36	5,84	6,52
pcs ■	20	20	20	20	20
pcs ■■	60	60	60	60	60

roundcapsule » RJC-external end caps A* Anodized Aluminum / Powder coated

H = mm	Art.	Finish	€/ set	set ■	set ■■
4,5 / 6 / 8 / 10 / 12,5	RJC - A*	Anodized Aluminum AS AO AT AR	9,61	2 pcs	20 set
4,5 / 6 / 8 / 10 / 12,5	RJC - A*B	Bright Polished Aluminum ASB AOB ARB ATB	9,61	2 pcs	20 set
4,5 / 6 / 8 / 10 / 12,5	RJC - A 11**	Powder Coated Aluminum in various colors	6,15	2 pcs	20 set

roundcapsule » RJI-Internal end caps A* Anodized Aluminum / Powder coated

H = mm	Art.	Finish	€/ set	set ■	set ■■
6 / 8 / 10 / 12,5	RJI - A*	Anodized Aluminum AS AO AT AR	9,61	2 pcs	20 set
6 / 8 / 10 / 12,5	RJI - A*B	Bright Polished Aluminum ASB AOB ARB ATB	9,61	2 pcs	20 set
6 / 8 / 10 / 12,5	RJI - A 11**	Powder Coated Aluminum in various colors	6,15	2 pcs	20 set

* RJC45 available only AS/ASB. ** Available in all powder coated Aluminum colors.

Length: 2,70 meters



RJC- A*



RJI- A*





Length: 2,70 meters



roundjolly » RJ-A* Powder Coated Aluminum

	H = mm	Art.		Color	€/ m	pcs ■	pcs ■■
new	10	RJ	100 A25	Embossed Cement Grey	5,75	20	60
new	10	RJ	100 A33	Embossed Dove-Grey	5,75	20	60
new	10	RJ	100 A50	Embossed Micaceous Grey	5,75	20	60

roundcapsule » RJC/I - A* Powder Coated Aluminum

	H = mm	Art.		Color	€/ set	set ■	set ■■
new	10	RJC/I	100 A25	Embossed Cement Grey	9,47	2 pcs	20 set
new	10	RJC/I	100 A33	Embossed Dove-Grey	9,47	2 pcs	20 set
new	10	RJC/I	100 A50	Embossed Micaceous Grey	9,47	2 pcs	20 set

Length: 2,70 meters



roundjolly » RJ-P* Synthetic Resin Full Body Colored Resintop

	*Color	H = 6 mm	H = 8 mm	H = 10 mm
	11 = Pure White	RJ 60 P 11	RJ 80 P 11	RJ 100 P 11
	12 = White	RJ 60 P 12	RJ 80 P 12	RJ 100 P 12
	21 = Light Grey	RJ 60 P 21	RJ 80 P 21	RJ 100 P 21
	22 = Pastel Grey	RJ 60 P 22	RJ 80 P 22	RJ 100 P 22
	23 = Cement Grey	RJ 60 P 23	RJ 80 P 23	RJ 100 P 23
	31 = Beige Bahama	RJ 60 P 31	RJ 80 P 31	RJ 100 P 31
	32 = Dark Beige	RJ 60 P 32	RJ 80 P 32	RJ 100 P 32
	41 = Cream	RJ 60 P 41	RJ 80 P 41	RJ 100 P 41
	42 = Ivory	RJ 60 P 42	RJ 80 P 42	RJ 100 P 42
	43 = Peach	RJ 60 P 43	RJ 80 P 43	RJ 100 P 43
	44 = Soft Pink	RJ 60 P 44	RJ 80 P 44	RJ 100 P 44
	45 = Soft Blue	RJ 60 P 45	RJ 80 P 45	RJ 100 P 45
	46 = Soft Green	RJ 60 P 46	RJ 80 P 46	RJ 100 P 46
	51 = Black	RJ 60 P 51	RJ 80 P 51	RJ 100 P 51
€/ m		1,53	1,67	1,84
pcs ■		20	20	20
€/ m		1,16	1,26	1,42
pcs ■■		120	100	70
pcs ■■		840	800	700

Length: 2,70 meters



roundjolly » RJE-P* Synthetic Resin Full Body Colored Resintop

	* Color	H = 6 mm	H = 8 mm	H = 10 mm	H = 12,5 mm
	11 = Pure White	RJE 60 P 11	RJE 80 P 11	RJE 100 P 11	RJE 125 P 11
	22 = Pastel Grey	RJE 60 P 22	RJE 80 P 22	RJE 100 P 22	RJE 125 P 22
	31 = Beige Bahama	RJE 60 P 31	RJE 80 P 31	RJE 100 P 31	RJE 125 P 31
€/ m		1,08	1,14	1,34	1,42
pcs ■		20	20	20	20
€/ m		0,87	0,96	1,07	1,18
pcs ■■		120	100	70	40
pcs ■■		840	800	700	700



roundjolly RJ-P11



roundcapsule RJ-I



roundjolly RJS-P*



roundjolly RJC-P*

roundjolly » RJS-P PVC Coated "marble effect"

	* Color			H = 9 mm	H = 11 mm
	82 = White Marble			RJS 90 P 82	RJS 110 P 82
	83 = Light Travertine			RJS 90 P 83	RJS 110 P 83
	84 = Beige Travertine			RJS 90 P 84	RJS 110 P 84
	85 = Navona			RJS 90 P 85	RJS 110 P 85
	86 = Pink Beige			RJS 90 P 86	RJS 110 P 86
	87 = Yellow Beige			RJS 90 P 87	RJS 110 P 87
	88 = Caramel Beige			RJS 90 P 88	RJS 110 P 88
	89 = Dove Beige			RJS 90 P 89	RJS 110 P 89
	90 = Antique Pink			RJS 90 P 90	RJS 110 P 90
	91 = Peach Pink			RJS 90 P 91	RJS 110 P 91
	92 = Light Green			RJS 90 P 92	RJS 110 P 92
	93 = Brasil Green			RJS 90 P 93	RJS 110 P 93
	94 = Azure Blue			RJS 90 P 94	RJS 110 P 94
	95 = Grey Marble			RJS 90 P 95	RJS 110 P 95
	96 = Stone Grey			RJS 90 P 96	RJS 110 P 96
€/ m				3,34	3,58
pcs ■				60	55
pcs ■■				240	220

End caps and junctions not available.

Length: 2,60 meters



roundjolly » RJE-PT* "Top Line BrillColor" Resintop Varnished Polished Surface

	* Color			H = 6 mm	H = 8 mm	H = 10 mm
	11 = Pure White Top Line			RJE 60 PT 11	RJE 80 PT 11	RJE 100 PT 11
	12 = White Top Line			RJE 60 PT 12	RJE 80 PT 12	RJE 100 PT 12
	22 = Pastel Grey Top Line			RJE 60 PT 22	RJE 80 PT 22	RJE 100 PT 22
	31 = Beige Bahama Top Line			RJE 60 PT 31	RJE 80 PT 31	RJE 100 PT 31
€/ m				2,03	2,11	2,24
pcs ■				40	40	40
pcs ■■				240	200	140

Length: 2,70 meters



roundcapsule » RJC/RJI-P* Synthetic Resin Full Body Colored

	H = mm	Art.	Finish	€/ 2pcs	€/ pcs**	set ■■
	6	RJC/RJI 60 P*	Synthetic full body Colored	2,84	1,40	30
	8	RJC/RJI 80 P*	Synthetic full body Colored	2,84	1,40	30
	10	RJC/RJI 100 P*	Synthetic full body Colored	2,84	1,40	30
	12,5	RJC 125 P*	Synthetic full body Colored	2,84	1,40	30

*All the colors available for series RJ-P e RJE-P.



Shape and resistance




- + ¼ of perfect circle
- + Solid visible part
- + Internal cavity for adhesive

RJC- P*



RJI- P*





Length: 2,70 meters



kerajolly » TR-IL Stainless Steel AISI 304 - DIN 1.4301

	H = mm	Art.		Finish	€/ m	pcs ■	pcs ■■
	4,5	TR	45 IL	Polished	7,58	30	90
	6	TR	60 IL	Polished	7,97	30	90
	8	TR	80 IL	Polished	8,22	30	90
	10	TR	100 IL	Polished	8,55	30	90
	11	TR	110 IL	Polished	8,80	30	90
	12,5	TR	125 IL	Polished	9,01	30	90

kerajolly » TR-IS Stainless Steel AISI 304 - DIN 1.4301

H = mm	Art.		Finish	€/ m	pcs ■	pcs ■■
4,5	TR	45 IS	Brushed	9,66	30	90
6	TR	60 IS	Brushed	10,05	30	90
8	TR	80 IS	Brushed	10,30	30	90
10	TR	100 IS	Brushed	10,63	30	90
11	TR	110 IS	Brushed	10,88	30	90
12,5	TR	125 IS	Brushed	11,09	30	90

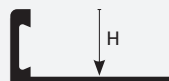
kerajolly » TR-ILM Stainless Steel AISI 316 - DIN 1.4404

H = mm	Art.		Finish	€/ m	pcs ■	pcs ■■
6	TR	60 ILM	Polished AISI 316	9,55	30	90
8	TR	80 ILM	Polished AISI 316	9,74	30	90
10	TR	100 ILM	Polished AISI 316	10,26	30	90
new 11	TR	110 ILM	Polished AISI 316	10,47	30	90
12,5	TR	125 ILM	Polished AISI 316	11,20	30	90

kerajolly » TR-IX Stainless Steel AISI 304 - DIN 1.4301

H = mm	Art.		Finish	€/ m	pcs ■	pcs ■■
10	TR	100 IX	Sanded	11,12	30	90
11	TR	110 IX	Sanded	11,34	30	90
12,5	TR	125 IX	Sanded	11,58	30	90

Length: 2,70 meters



kerajolly » TR-AS Anodized Aluminum

	H = mm	Art.		Finish	€/ m	pcs ■	pcs ■■
	4,5	TR	45 AS	Silver	3,40	40	120
	6	TR	60 AS	Silver	3,53	40	120
	8	TR	80 AS	Silver	3,65	40	120
	10	TR	100 AS	Silver	3,83	40	120
	11	TR	110 AS	Silver	4,11	40	120
	12,5	TR	125 AS	Silver	4,38	40	120

Bendable with bending mach.p.132

Individually wrapped
 Indivisible packaging 20 pcs.



kerajolly TR-IL



kerajolly TR-A11



kerajolly KJ-ASB

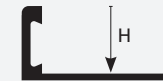


kerajolly KJ-OC

kerajolly » KJ-A*B Anodized Aluminum

H = mm	Art.	Finish	€/ m	pcs ■	pcs ■■
6	KJ 60 AOB	Bright Polished Gold	6,45	20	60
8	KJ 80 AOB	Bright Polished Gold	6,76	20	60
10	KJ 100 AOB	Bright Polished Gold	7,08	20	60
12,5	KJ 125 AOB	Bright Polished Gold	7,18	20	60
6	KJ 60 ASB	Bright Polished Chrome	6,35	20	60
8	KJ 80 ASB	Bright Polished Chrome	6,66	20	60
10	KJ 100 ASB	Bright Polished Chrome	6,98	20	60
11	KJ 110 ASB	Bright Polished Chrome	7,17	20	60
12,5	KJ 125 ASB	Bright Polished Chrome	7,34	20	60

Length: 2,70 meters



kerajolly » KJ-A* Powder Coated Aluminum

* Color	H = 6 mm	H = 8 mm	H = 10 mm	H = 12,5 mm
11 = Pure White	KJ 60 A 11	KJ 80 A 11	KJ 100 A 11	KJ 125 A 11
12 = White	KJ 60 A 12	KJ 80 A 12	KJ 100 A 12	KJ 125 A 12
21 = Light Grey	KJ 60 A 21	KJ 80 A 21	KJ 100 A 21	KJ 125 A 21
22 = Pastel Grey	KJ 60 A 22	KJ 80 A 22	KJ 100 A 22	KJ 125 A 22
23 = Cement Grey	KJ 60 A 23	KJ 80 A 23	KJ 100 A 23	KJ 125 A 23
31 = Beige Bahama	KJ 60 A 31	KJ 80 A 31	KJ 100 A 31	KJ 125 A 31
32 = Dark Beige	KJ 60 A 32	KJ 80 A 32	KJ 100 A 32	KJ 125 A 32
41 = Cream	KJ 60 A 41	KJ 80 A 41	KJ 100 A 41	KJ 125 A 41
42 = Ivory	KJ 60 A 42	KJ 80 A 42	KJ 100 A 42	KJ 125 A 42
51 = Black	KJ 60 A 51	KJ 80 A 51	KJ 100 A 51	KJ 125 A 51
€/ m	4,65	4,77	5,20	5,51
pcs ■	20	20	20	20
pcs ■■	60	60	60	60

Length: 2,70 meters



kerajolly » KJ-A* Powder Coated Aluminum

H = mm	Art.	Color	€/ m	pcs ■	pcs ■■
new 10	KJ 100 A25	Embossed Cement Grey	5,12	20	60
new 10	KJ 100 A33	Embossed Dove-Grey	5,12	20	60
new 10	KJ 100 A50	Embossed Micaceous Grey	5,12	20	60

Length: 2,70 meters



kerajolly » KJ-OC Brass

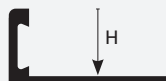
H = mm	Art.	Finish	€/ m	pcs ■	pcs ■■
6	KJ 60 OC	Chromed	15,31	20	60
8	KJ 80 OC	Chromed	16,22	20	60
10	KJ 100 OC	Chromed	16,87	20	60
12,5	KJ 125 OC	Chromed	18,07	20	60

Length: 2,70 meters





Length: 2,70 meters



kerajolly » KJ-P* Synthetic Resin Full Body Colored Resintop

	* Color	H = 6 mm	H = 8 mm	H = 10 mm	H = 12,5 mm
	11 = Pure White	KJ 60 P 11	KJ 80 P 11	KJ 100 P 11	KJ 125 P 11
	12 = White	KJ 60 P 12	KJ 80 P 12	KJ 100 P 12	KJ 125 P 12
	21 = Light Grey	KJ 60 P 21	KJ 80 P 21	KJ 100 P 21	KJ 125 P 21
	22 = Pastel Grey	KJ 60 P 22	KJ 80 P 22	KJ 100 P 22	KJ 125 P 22
	23 = Cement Grey	KJ 60 P 23	KJ 80 P 23	KJ 100 P 23	KJ 125 P 23
	31 = Beige Bahama	KJ 60 P 31	KJ 80 P 31	KJ 100 P 31	KJ 125 P 31
	32 = Dark Beige	KJ 60 P 32	KJ 80 P 32	KJ 100 P 32	KJ 125 P 32
	41 = Cream	KJ 60 P 41	KJ 80 P 41	KJ 100 P 41	KJ 125 P 41
	42 = Ivory	KJ 60 P 42	KJ 80 P 42	KJ 100 P 42	KJ 125 P 42
	51 = Black	KJ 60 P 51	KJ 80 P 51	KJ 100 P 51	KJ 125 P 51
€/ m		1,50	1,69	1,88	2,13
pcs ■		40	40	40	40
€/ m		1,20	1,34	1,50	1,70
pcs ■■		170	160	150	130
pcs ■■■		850	800	750	650




mosai+tec RJM-AS

Length: 2,70 meters



mosaic+tec » SJM 44 A* for Mosaic in Anodized Aluminum

H = mm	Art.	Finish	€/ m	pcs ■	pcs ■■
4,4	SJM 44 AS	Silver	4,78	20 ■	60
4,4	SJM 44 ASB	Bright Polished Chrome	8,18	20 ■	60
4,4	SJM 44 AOB	Bright Polished Gold	8,18	20 ■	60



mosai+tec SJM-AS

squarecapsula » SJC 44 A* Anodized Aluminum

H = mm	Art.	Finish	€/ set	set ■	set ■■
4,4	SJC 44 AS	Silver	9,47	2 pcs	20 set
4,4	SJC 44 ASB	Bright Polished Chrome	9,47	2 pcs	20 set
4,4	SJC 44 AOB	Bright Polished Gold	9,47	2 pcs	20 set

Universal end caps (internal and external corner, and three-way intersection). Loose pcs not available.

Length: 2,70 meters



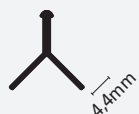
mosaic+tec » RJM 44 A* Anodized Aluminum

H = mm	Art.	Finish	€/ m	pcs ■	pcs ■■
4,4	RJM 44 AS	Silver	5,28	20 ■	60
4,4	RJM 44 ASB	Bright Polished Chrome	8,13	20 ■	60
4,4	RJM 44 AOB	Bright Polished Gold	8,13	20 ■	60



mosai+tec RJF-ASB

Length: 2,70 meters



mosaic+tec » RJF 44 A* invisible Jolly for Mosaic in Anodized Aluminum

H = mm	Art.	Finish	€/ m	pcs ■	pcs ■■
4,4	RJF 44 AS	Silver	4,30	20	60
4,4	RJF 44 ASB	Bright Polished Chrome	7,20	20	60
4,4	RJF 44 AOB	Bright Polished Gold	7,20	20	60

+ Design



- + Invisible profile
- + Available for mosaic (4,4mm)
- + Available for tiles (6 / 8 / 10mm) with 45° cut


Individually wrapped



mosaictec CRM



battiscopa BT



mosaictec LIM



planotec BP

mosaictec » CRM 44 A* Cove for Mosaic in Anodized Aluminum

H = mm	Art.			Finish	€ / m	pcs ■	pcs ■■
4,4	CRM	44	AS	Silver	6,87	20 ■	60
4,4	CRM	44	ASB	Bright Polished Chrome	9,86	20 ■	60
4,4	CRM	44	AOB	Bright Polished Gold	9,86	20 ■	60

Length: 2,70 meters



mosaictec » LI Listello for ultra thin tiles in Stainless Steel AISI 304 - DIN 1.4301

H = mm	Art.			Finish	€ / m	pcs ■	pcs ■■
4,5x20	LI	20	IL	Polished	13,01	20	60
4,5x20	LI	20	IS	Brushed	15,05	20	60

Effective width (19,7 mm) used in most glass mosaic tesseras, allowing easy integration. Its width matches that of the mosaic, thus allowing the listello's positioning without compromising the tiling pattern.


Length: 2,70 meters



skirting » BT 45 Aluminum Baseboard for ultra thin tiles

H = mm	Art.			Finish	€ / m	pcs ■	pcs ■■
4,5	BT	45	AS	Silver	6,56	20 ■	60
4,5	BT	45	ASB	Bright Polished Chrome	10,74	20 ■	60

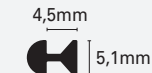
Length: 2,70 meters



mosaictec » LIM 51 A* Listello for Mosaic in Anodized Aluminum

H = mm	Art.			Finish	€ / m	pcs ■	pcs ■■
5,1	LIM	51	AS	Silver	4,31	20 ■	60
5,1	LIM	51	ASB	Bright Polished Chrome	7,71	20 ■	60
5,1	LIM	51	AOB	Bright Polished Gold	7,71	20 ■	60

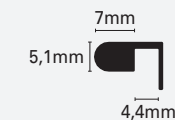
Length: 2,70 meters



mosaictec » LIM 44 A* Listello for Mosaic in Anodized Aluminum

H = mm	Art.			Finish	€ / m	pcs ■	pcs ■■
4,4	LIM	44	AS	Silver	5,70	20 ■	60
4,4	LIM	44	ASB	Bright Polished Chrome	8,69	20 ■	60
4,4	LIM	44	AOB	Bright Polished Gold	8,69	20 ■	60

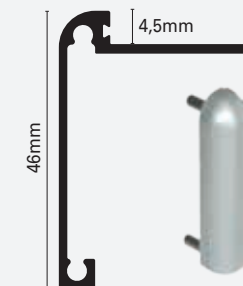
Length: 2,70 meters



planotec » BP-AS Anodized Aluminum

H = mm	Art.			Finish	€ / m	pcs ■	pcs ■■
4,5	BP	45	AS	Silver	11,21	20 ■	60
10	BP	100	AS	Silver	11,59	20 ■	60
12,5	BP	125	AS	Silver	11,97	20 ■	60

Length: 2,70 meters



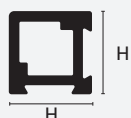
planotec » BPE* SET 2 External end caps in Anodized Aluminum

		Art.	Finish	€ / set	set ■	set ■■
		BPEASSET2	Silver	29,47	2 pcs	20 set

Individually wrapped



Length: 2,70 meters



SJC



squarejolly » SJQ-AS Anodized Aluminum

H = mm	Art.	Finish	€/ m	pcs ■	pcs ■■
8	SJQ 80 AS	Silver	5,00	20 ■	60
10	SJQ 100 AS	Silver	5,44	20 ■	60

squarejolly » SJQ-ASB Bright Polished Aluminum

H = mm	Art.	Finish	€/ m	pcs ■	pcs ■■
8	SJQ 80 ASB	Chrome	8,00	20 ■	60
10	SJQ 100 ASB	Chrome	8,93	20 ■	60

squarecapsule » SJC-A* End cap in Silver Anodized Aluminum

H = mm	Art.	Finish	€/ set	set ■	set ■■
8	SJC 80 AS/ASB	Silver / Bright Polished Chrome	9,61	2 pcs	20 set
10	SJC 100 AS/ASB	Silver / Bright Polished Chrome	9,61	2 pcs	20 set

Universal end caps (internal and external corner, and three-way intersection).

Length: 2,70 meters



trialjolly » TJ-AS Anodized Aluminum

H = mm	Art.	Finish	€/ m	pcs ■	pcs ■■
8	TJ 80 AS	Silver	4,65	20 ■	60
10	TJ 100 AS	Silver	5,08	20 ■	60
12,5	TJ 125 AS	Silver	5,72	20 ■	60

trialjolly » TJ-ASB Bright Polished Aluminum

H = mm	Art.	Finish	€/ m	pcs ■	pcs ■■
8	TJ 80 ASB	Chrome	7,72	20 ■	60
10	TJ 100 ASB	Chrome	8,61	20 ■	60
12,5	TJ 125 ASB	Chrome	9,68	20 ■	60

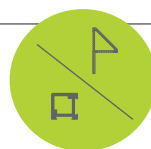
trialcapsule » TJC/TJT-A* End cap in Anodized Aluminum

H = mm	Art.	Finish	€/ set	set ■	set ■■
8/10/12,5	TJC - AS/ASB	Silver / Bright Polished Chrome	13,80	2 pcs	20 set
8/10/12,5	TJT - AS/ASB	Silver / Bright Polished Chrome	13,49	2 pcs	20 set

External end cap and terminal. Loose pcs not available.



For all installation needs



- + Elegant joint
- + Post-installation joint
- + Angled edge

Individually wrapped



squarejolly SJQ-AS



trialjolly TJ-ASB



listec LI



listec LI-ATWE



listec LI-IS

mosaic+tec » LI Listello for thin-set in Stainless Steel AISI 304 - DIN 1.4301

H x B	Art.			Finish	€/ m	pcs ■	pcs ■■
4,5 x 20	LI	20	IL	Polished	12,92	20	60
4,5 x 20	LI	20	IS	Brushed	14,95	20	60

Effective width (19,7 mm) used in most glass mosaic tesseras, allowing easy integration. Its width matches that of the mosaic, thus allowing the listello's positioning without compromising the tiling pattern.

listec » LI 22 IL Stainless Steel AISI 304 - DIN 1.4301

H x B	Art.			Finish	€/ m	pcs ■	pcs ■■
7 x 22	LI	22	IL	Polished	13,48	20	60
7 x 22	LI	22	IS	Brushed	16,09	20	60

listec » LI 22 A* Anodized Aluminum

H x B	Art.			Finish	€/ m	pcs ■	pcs ■■
6 x 22	LI	22	AS	Silver	6,11	20	60
6 x 22	LI	22	ASB	Bright Polished Chrome	8,71	20	60
6 x 22	LI	22	AOB	Bright Polished Gold	8,71	20	60

listec » LI 10 Decorative listello in Anodized Aluminum

H x B	Art.			Finish	€/ m	pcs ■	pcs ■■
8 x 10	LI	10	AS	Silver	4,87	20	60
8 x 10	LI	10	ASB	Bright Polished Chrome	6,74	20	60
8 x 10	LI	10	ASS	Silver Brushed	5,63	20	60

new
new
new

Length: 2,70 meters



Length: 2,70 meters



Length: 2,70 meters



listec » LI 15 A* Anodized Aluminum

H x B	Art.			Finish	€/ m	pcs ■	pcs ■■
8 x 15	LI	15	AS	Silver	6,09	20	60
8 x 15	LI	15	AR	Copper	7,05	20	60
8 x 15	LI	15	AT	Titanium	7,05	20	60
8 x 15	LI	15	ASS	Silver Brushed	7,05	20	60

listec » LI 15 A* Anodized Aluminum

H x B	Art.			Finish	€/ m	pcs ■	pcs ■■
8 x 15	LI	15	ASB	Bright Polished Chrome	8,45	20	60
8 x 15	LI	15	AOB	Bright Polished Gold	8,45	20	60
8 x 15	LI	15	ARB	Bright Polished Copper	8,45	20	60
8 x 15	LI	15	ATB	Bright Polished Titanium	8,45	20	60

listec » LI 15 Sublimated Aluminum

H x B	Art.			Finish	€/ m	pcs ■	pcs ■■
8 x 15	LI	15	ATRS	Texture Bleached	9,73	20	60
8 x 15	LI	15	ATWE	Texture Wengè	9,73	20	60
8 x 15	LI	15	ATTK	Texture Teak	9,73	20	60
8 x 15	LI	15	ATRO	Texture Oak	9,73	20	60

Individually wrapped



Length: 2,70 meters



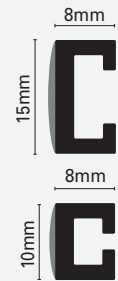
listec » LI 15 A* Anodized Aluminum

	H x B	LI	Art.	Finish	€/ m	pcs ■	pcs ■■
new	8 x 15	LI	15 ASGB	Silver Grinded Bright Polished	9,55	20	60
new	8 x 15	LI	15 ASXB	Silver Sanded Bright Polished	10,11	20	60
new	8 x 15	LI	15 ACXB	Champagne Sanded Bright Polished	10,11	20	60
	8 x 15	LI	15 ASS	Silver Brushed Aluminum	7,05	20	60
new	8 x 15	LI	15 ASSB	Silver Brushed Bright Polished	8,62	20	60




listec LI 15 AGSB

Length: 2,70 meters



listec » LI 15 A* Anodized Aluminum

	H x B	LI	Art.	Finish	€/ m	pcs ■	pcs ■■
new	8 x 15	LI	15 AGSS	Glitter Soft Silver	23,41	10	60
new	8 x 15	LI	15 AGSB	Glitter Soft Bronze	23,41	10	60
new	8 x 15	LI	15 AGSM	Glitter Soft Anthracite	23,41	10	60



listec LIA 15 AN

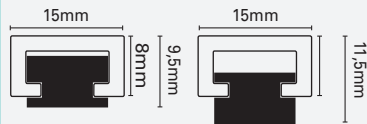
listec » LI 10 A* Anodized Aluminum

	H x B	LI	Art.	Finish	€/ m	pcs ■	pcs ■■
new	8 x 10	LI	10 AGS	Glitter Silver	20,77	10	60
new	8 x 10	LI	10 AGC	Glitter Carbon	20,77	10	60
new	8 x 10	LI	10 AGO	Glitter Gold	20,77	10	60

listec » LIA 15 AN compensating shims for listellos in Anodized Aluminum

	L = mm	Art.	Finish	€/ pc	set ■	set ■■
new	15	LIA 15 AN	Natural	1,63	5	10

It is advisable to use 5 pcs for a profile of 2,70 mt



Compensates 8 to 9,5 mm

Compensates 8 to 11,5 mm

Length: 2,70 meters



appendo » APP 15 A* Anodized Aluminum

	H x B	APP	Art.	Finish	€/ m	pcs ■	pcs ■■
new	8 x 15	APP	15 ASB	Bright Polished Chrome	31,24	1	10
new	8 x 15	APP	15 ASXB	Silver Bright Polished Sanded	25,96	1	10
new	8 x 15	APP	15 ACXB	Champagne Bright Polished Sanded	25,96	1	10

+ Flexibility



- + Reversible spacers
- + No excess adhesive
- + Precise alignment

Individually wrapped



appendo APP 15 ASXB



roundcorner RO



keracorner co

roundcorner » RO 25 A*A Anodized Aluminum - Self-Adhesive

A x B	RO	Art.	Finish	€/ m	pcs ■	pcs ■■
25 x 25	RO	25 ASA	Silver - Self-Adhesive	7,15	30	90
25 x 25	RO	25 AOA	Gold - Self-Adhesive	7,15	30	90
25 x 25	RO	25 ABA	Copper - Self-Adhesive	7,15	30	90

roundcorner » RO 25 A11A Powder Coated Aluminum - Self-Adhesive

A x B	RO	Art.	Color	€/ m	pcs ■	pcs ■■
25 x 25	RO	25 A11A	Pure White - Self-Adhesive	8,65	30	90

roundcorner » RO-ILA Stainless Steel AISI 430 - Self-Adhesive

A x B	RO	Art.	Finish	€/ m	pcs ■	pcs ■■
25 x 25	RO	25 ILA	Polished - Self-Adhesive	9,80	20	60
30 x 30	RO	30 ILA	Polished - Self-Adhesive	14,98	10	30
40 x 40	RO	40 ILA	Polished - Self-Adhesive	18,70	10	30
50 x 50	RO	50 ILA	Polished - Self-Adhesive	21,88	10	30

RO 25x25 mm, thickness 10/10; starting from size 30x30 mm thickness 12/10, protected with a removable film.

roundcorner » RO-OLA Brass - Self-Adhesive

A x B	RO	Art.	Finish	€/ m	pcs ■	pcs ■■
25 x 25	RO	25 OLA	Polished - Self-Adhesive	13,07	20	60
30 x 30	RO	30 OLA	Polished - Self-Adhesive	21,70	10	30
40 x 40	RO	40 OLA	Polished - Self-Adhesive	26,57	10	30
50 x 50	RO	50 OLA	Polished - Self-Adhesive	31,45	10	30

RO 25x25 mm, thickness 10/10; starting from size 30x30 mm thickness 12/10, protected with a removable film.

keracorner » CO 25 A*A Anodized Aluminum - Self-Adhesive

A x B	CO	Art.	Finish	€/ m	pcs ■	pcs ■■
25 x 25	CO	25 ASA	Silver - Self-Adhesive	6,13	30	90
25 x 25	CO	25 AOA	Gold - Self-Adhesive	6,13	30	90
25 x 25	CO	25 ABA	Copper - Self-Adhesive	6,13	30	90

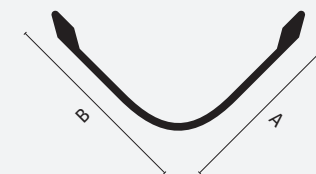
keracorner » CO 25 A11A Powder Coated Aluminum - Self-Adhesive

A x B	CO	Art.	Color	€/ m	pcs ■	pcs ■■
25 x 25	CO	25 A11A	Pure White - Self-Adhesive	7,63	30	90

keracorner » CO-ILA Stainless Steel AISI 430 - Self-Adhesive

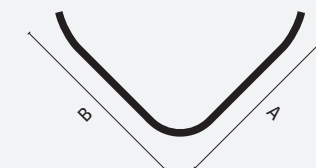
A x B	CO	Art.	Finish	€/ m	pcs ■	pcs ■■
25 x 25	CO	25 ILA	Polished - Self-Adhesive	9,06	20	60
30 x 30	CO	30 ILA	Polished - Self-Adhesive	13,92	10	30
40 x 40	CO	40 ILA	Polished - Self-Adhesive	16,78	10	30
50 x 50	CO	50 ILA	Polished - Self-Adhesive	19,43	10	30

Length: 2,70 meters



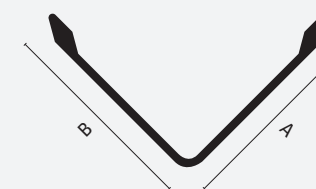
Aluminum Section

Length: 2,70 meters



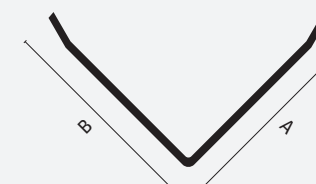
Stainless Steel/Brass Section

Length: 2,70 meters



Aluminum Section

Length: 2,70 meters



Stainless Steel/Brass Section

Individually wrapped



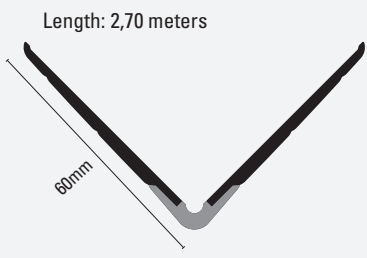


keracorner » CO 30 ISA Stainless Steel AISI 304 - DIN 1.4301 - Self-Adhesive						
A x B	Art.		Finish	€/ m	pcs ■	pcs ■■
30 x 30	CO	30 ISA	Brushed - Self-Adhesive	18,77	10	30

Thickness 10/10 protected with a removable film.

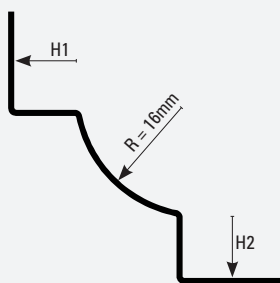
keracorner » CO-OLA Brass						
A x B	Art.		Finish	€/ m	pcs ■	pcs ■■
25 x 25	CO	25 OLA	Polished - Self-Adhesive	12,33	20	60
30 x 30	CO	30 OLA	Polished - Self-Adhesive	18,88	20	60
40 x 40	CO	40 OLA	Polished - Self-Adhesive	23,92	10	30
50 x 50	CO	50 OLA	Polished - Self-Adhesive	29,85	10	30

CO 25x25 mm, thickness 10/10; starting from size 30x30 mm thickness 12/10, protected with a removable film.



wallprotection » WA 60 P* Synthetic Resin Full Body Colored "BiColor"						
A x B	Art.		Color	€/ m	pcs ■	pcs ■■
60 x 60	WA	60 P 11/22	White/Pastel Grey insert	10,81	15	150
60 x 60	WA	60 P 11/11	White/Pure White insert	10,81	15	150
60 x 60	WA	60 P 22/22	Grey/Pastel Grey insert	10,81	15	150

Length: 2,70 meters



sanitec » SB-IL Stainless Steel AISI 304 - DIN 1.4301 radius 16mm						
H1/H2	Art.		Finish	€/ m	pcs ■	pcs ■■
8/8	SB	80 IL	Polished	14,55	20	60
10/10	SB	100 IL	Polished	15,10	20	60
12,5/12,5	SB	125 IL	Polished	15,67	20	60
new 8/10	SB	80/100 IL	Polished	14,85	20	60
new 8/12,5	SB	80/125 IL	Polished	15,08	20	60
new 10/12,5	SB	100/125 IL	Polished	15,45	20	60

Profile protected with a removable film. Pre-welded joint pieces. Wall and floor profile.

sanitec » SB-IL Junctions				
	Art.	Description	€/ set	set ■
	SBI IL	Internal corner junction	25,05	2 pcs
	SBE IL	External corner junction	25,05	2 pcs
	SBT IL	Three-way junction	37,24	2 pcs



Create a three-way intersection by jointing an SJ profile to a corner piece. The result is an elegantly minimal corner solution.



wallprotection wa



sanitec SB-IL



sani+tec RS-IL



roundcorner RE



sani+tec SB 15 IL

sani+tec » RS-IL Stainless Steel AISI 304 - DIN 1.4301

H = mm	Art.		Finish	€/ m	pcs ■	pcs ■■
8	RS	80 IL	Polished	16,13	20	60
10	RS	100 IL	Polished	16,64	20	60
12,5	RS	125 IL	Polished	17,28	20	60

sani+tec » RS*-IL Junction in Polished Stainless Steel AISI 304 - DIN 1.4301

	Art.	Description	€/ set	set ■
8/10/12,5	RSI IL	Internal corner junction, floor fixing	25,05	2 pcs
8/10/12,5	RSE IL	External corner junction, floor fixing	25,05	2 pcs

sani+tec » RS*R-IL Junction in Polished Stainless Steel AISI 304 - DIN 1.4301

	Art.	Description	€/ set	set ■
8/10/12,5	RSIR IL	Internal corner junction, wall fixing	25,05	2 pcs
8/10/12,5	RSER IL	External corner junction, wall fixing	25,05	2 pcs

roundcorner » RE-IL Stainless Steel AISI 304 - DIN 1.4301 25x25mm

H = mm	Art.		Finish	€/ m	pcs ■	pcs ■■
8	RE	80 IL	Polished	16,80	20	60
10	RE	100 IL	Polished	17,41	20	60
12,5	RE	125 IL	Polished	17,95	20	60

Thickness 10/10 protected with a removable film.

sani+tec » SB 15 IL Stainless Steel AISI 304 - DIN 1.4301 radius 16mm

A x B	Art.		Finish	€/ m	pcs ■	pcs ■■
15 x 15	SB	15 IL	Polished	11,98	20	60

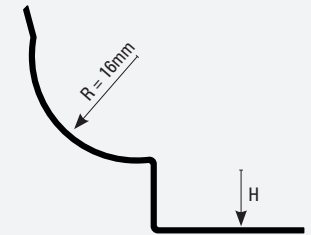
Floor internal and external corner pieces. External corner piece floor fixing. Joint piece not available.

Hygienic function

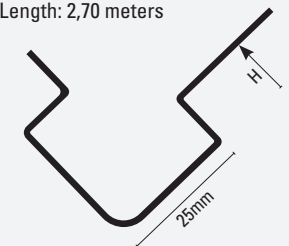


- + For food processing plants and healthcare environments
- + Floor and wall profile (8 / 10 / 12,5mm)
- + Bending radius R = 16mm

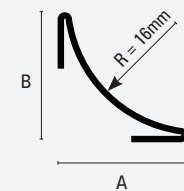
Length: 2,70 meters



Length: 2,70 meters

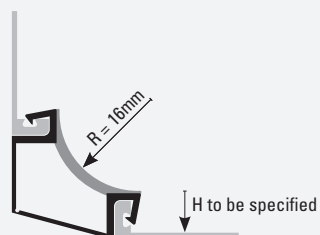


Length: 2,70 meters

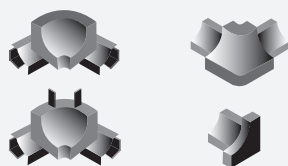




Length: 2,70 meters



Example assembled with KJ



coflex » CR 16 P* Synthetic Co-extruded basic module

R = mm	CR	Art.	Color	€/ m	pcs ■	pcs ■■
16	CR	16 P 11	Pure White	4,25	36	144
16	CR	16 P 23	Cement Grey	4,25	36	144
16	CR	16 P 32	Dark Beige	4,25	36	144

Clip system: additional modules art KJ-P to be ordered separately from the base module CR 16 according to the required height (tile thickness reduced of 2 mm). See table below or page 66 of this price list.

kerajolly » KJ-P* Synthetic Resin Full Body Colored Resintop

H = mm	KJ	Art.	Color	€/ m	pcs ■	pcs ■■
6	KJ	60 P11	Pure White	1,50	40	170
8	KJ	80 P11	Pure White	1,69	40	160
10	KJ	100 P11	Pure White	1,88	40	150
12,5	KJ	125 P11	Pure White	2,13	40	130

coflex » CR-P* Jointing and Derivation pieces CR

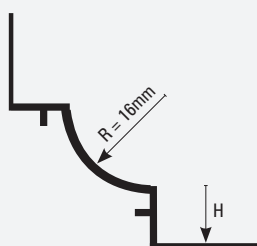
Art.	Description	€/ pc
CRI P 11/23/32	Internal corner junction	2,34
CRE P 11/23/32	External corner junction	2,34
CRT P 11/23/32	Three-way junction	2,34
CRF P 11/23/32	End-cap	2,34

Sold in 5 pcs/set. Loose pcs not available.
Color code: P11= Pure White; P23= Cement Grey; P32= Dark Beige



coflex CR-P23 + KJ-P11

Length: 2,70 meters



sani+tec » ER-P* Synthetic Resin Full Body Colored Resinil

H = mm	ER	Art.	Color	€/ m	pcs ■	pcs ■■
9/9	ER	9 P 11	Pure White	4,31	40	160
11/11	ER	11 P 11	Pure White	4,48	40	160
9/9	ER	9 P 22	Pastel Grey	4,31	40	160
11/11	ER	11 P 22	Pastel Grey	4,48	40	160

Sold in 5 pcs/set. Loose pcs not available.

sani+tec » ER-P* Accessories and junctions

Art.	Color	Description	€/ pc	set
ERI P 11	Pure White	Internal corner junction	2,30	5 pcs
ERI P 22	Pastel Grey	Internal corner junction	2,30	5 pcs
ERE P 11	Pure White	External corner junction	2,30	5 pcs
ERE P 22	Pastel Grey	External corner junction	2,30	5 pcs
ERF P 11	Pure White	End-cap	2,30	5 pcs
ERF P 22	Pastel Grey	End-cap	2,30	5 pcs
ERT P 11	Pure White	Three-way junction	2,30	5 pcs
ERT P 22	Pastel Grey	Three-way junction	2,30	5 pcs

Sold in 5 pcs/set. Loose pcs not available.



sani+tec ER



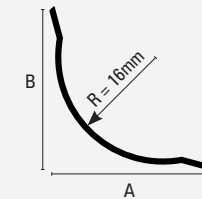
sani+tec IC 25 IL

sani+tec » IC 25 IL Stainless Steel AISI 304 - DIN 1.4301						
A x B	Art.		Finish	€/ m	pcs ■	pcs ■■
25 x 25	IC	25 IL	Polished	12,67	20	60

Protected with a removable film. Pre-welded junction pieces.

sani+tec » IC* 25 IL Junction in Polished Stainless Steel AISI 304 - DIN 1.4301						
	Art.		Description	€/ set	pcs ■	
	ICI	25 IL	Internal corner junction	23,34	2	
	ICE	25 IL	External corner junction	23,34	2	
	ICT	25 IL	Three-way junction	23,52	2	

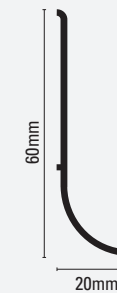
Length: 2,70 meters



sani+tec IC 60 P 11

sani+tec » IC 60 P 11 Synthetic Resin Resinil - Full Body Colored						
A x B	Art.		Color	€/ m	pcs ■	pcs ■■
20 x 60	IC	60 P 11	Pure White	5,65	40	120

Length: 2,70 meters



interjolly IJ

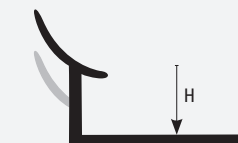
interjolly » IJ-IL Stainless Steel AISI 304 - DIN 1.4301						
H = mm	Art.		Finish	€/ m	pcs ■	pcs ■■
8	IJ	80 IL	Polished	12,46	20	60
10	IJ	100 IL	Polished	13,07	20	60

Thickness 10/10 protected with a removable film.

Length: 2,70 meters

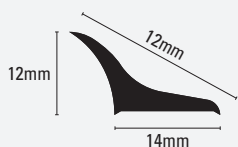


sani+tec » IJ-P* Synthetic Resin Full Body Resintop						
H = mm	Art.		Color	€/ m 20 pcs	€/ m 100 pcs	
7,5	IJ	75 P 11	Pure White	1,98	1,58	
9,5	IJ	95 P 11	Pure White	2,09	1,67	
7,5	IJ	75 P 12	White	1,98	1,58	
9,5	IJ	95 P 12	White	2,09	1,67	
7,5	IJ	75 P 22	Pastel Grey	1,98	1,58	
9,5	IJ	95 P 22	Pastel Grey	2,09	1,67	
7,5	IJ	75 P 31	Beige Bahama	1,98	1,58	
9,5	IJ	95 P 31	Beige Bahama	2,09	1,67	





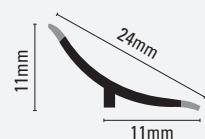
Length: 2,70 meters



sanitec » SB 20 A* Powder Coated Aluminum / Anodized Aluminum - Self-Adhesive

	A x B	SB	Art.	Color	€/ m	pcs ■	pcs ■■
	12 x 14	SB	20 A11A	Pure White - Self-Adhesive	7,61	20	60
	12 x 14	SB	20 A11N	Pure White - non Self-Adhesive	6,35	20	60
	12 x 14	SB	20 ASA	Silver - Self-Adhesive	6,85	20 ■	60
	12 x 14	SB	20 ASN	Silver - non Self-Adhesive	5,59	20 ■	60

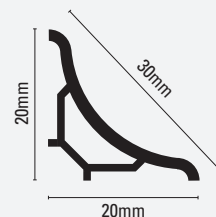
Length: 2,70 meters



sanitec » SB 24 P11 Synthetic Resin Full Body Colored Resinil

	A x B	SB	Art.	Color	€/ m	pcs ■	pcs ■■
	11 x 11	SB	24 P 11	Pure White + Trasparent lips	3,57	40	160

Length: 2,70 meters



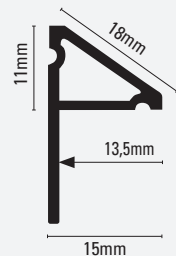
sanitec » SB 30 P* Synthetic Resin Full Body Colored Resinil

	A x B	SB	Art.	Color	€/ m	pcs ■	pcs ■■
	20 x 20	SB	30 P 11	Pure White	4,15	40	160
	20 x 20	SB	30 P 22	Pastel Grey	4,15	40	160
	20 x 20	SB	30 P 30	Dark Beige	4,15	40	160
	65 x 65	SB	65 P 11	Pure White	4,15	40	160

sanitec » SB* 30 P* Accessories and Junctions

	Art.	Description	€/ set	set ■
	SBI 30 P*	Internal corner junction	11,13	5 pcs
	SBE 30 P*	External corner junction	11,13	5 pcs
	SBF 30 P*	End-cap	11,13	5 pcs
	SBG 30 P*	Extension	11,13	5 pcs

Length: 1,95 meters



sanitec » SB 18 P 11 Metacrylate PMMA

	A x B	SB	Art.	Color	€/ set	set ■	pcs ■■
	13 x 11	SB	18 P 11	Pure White	28,26	50	100

Set including 2 pcs 1,95m long + 2 internal corners + 1 right end-cap + 1 left end-cap. Loose pcs not available.

Length: 2,70 meters



sanitec » SB 12 AS Anodized Aluminum

	A x B	SB	Art.	Finish	€/ m	pcs ■	pcs ■■
	12 x 15,2	SB	12 AS	Silver	4,92	20 ■	60
	12 x 15,2	SB	12 ASB	Bright Polished Chrome	7,84	20 ■	60

Individually wrapped




sanitec SB 20 A11



sanitec SB 18 P11



sanitec SB 30 P11



sanitec SB 12 AS



Movement Joint Profiles

A building's structural frame is subject to differential movement due to the contraction and expansion of construction materials and its foundation. Movement joints are vital in accommodating the building's expected settlement. Movement joint design allows the designer to control where the movement manifests within the tile layout, preventing tile cracking and tenting.

Placement of expansion movement joint profiles begin at the construction phase as all underlying expansion joints in the substrate should continue up through the tile installation.

Choosing an appropriate movement joint according to a building's structural needs is fundamentally important and designers often select them with some trepidation, worried about compromising the aesthetic qualities of the building. PROFILITEC offers technical yet elegant solutions that accentuate design features or disappear into the tile layout.

Place PROFILITEC movement joints:

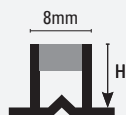
- In correspondence with the underlying substrate
- In correspondence to pre-existing discontinuities in substrate such as structural construction joints, screed section edges
- In correspondence with fixed elements such as columns or doors
- In correspondence with a directional change in the tile pattern
- In correspondence with material changes
- Around the perimeter of tile and stone installations
- At regular bays within the stone and tile field

The proportion between the two bay sides should generally not exceed 2:1.



Article		Use	Page
Coflex	CE	thin-set	77
Coflex	CA	thin-set	77
Coflex	CAJ	movement joint invisible	77
Coflex	CAJP	movement joint invisible	77
Coflex	CTL	grindable	78
Coflex	CB	interchangeable	80
Coflex	CBL	interchangeable	80
Coflex	CK	technical metal	81
Coflex	CKM	metal for screed	81
Coflex	CMB	modular for screed	81
Coflex	CM	modular deep bed	82
Coflex	CF	separation deep bed	82
Coflex	CD	modular deep bed	82
Coflex	CTM	grindable	83
Coflex	CR	corner joint	83
Jointec	GE/GEL	structural	84
Jointec	GR/GRL	structural	84
Jointec	GRM	structural high performance	84
Jointec	GM/GML	structural modular	85
Jointec	GAL/GALP	structural floor	86
Jointec	GA/GAP	structural floor	86
Jointec	GAD/GALD	joint cover floor	86
Jointec	GADP/GALDP	joint cover wall	86
Jointec	GH	structural carriageable	87
Jointec	GW	waterproof structural	87
Jointec	GS	seismic expansion joint	87
Jointec	GEP/GELP	perimeter modular	88
Jointec	GMP/GMLP	perimeter modular	88
Jointec	GDP/GDLP	perimeter modular	88
Jointec	GD/GDL	joint cover	88
Coprtec	GDM	joint cover high performance	88
Coprtec	CPM	modular joint	89
Jointec	CPML/CPMP	modular joint	89
Jointec	GT	industrial floors	89
Jointec	GI/GIL	insert	89
Coprtec	CP	joint cover modular	90
Jointec	GC/GCP/GCR	concrete floors	90

Length: 2,70 meters



coflex » CE-P* PVC

H = mm	Art.	Trasparent	Cement Grey	€/ m	pcs ■	€/ m	pcs ■■	pcs ■■■
7	CE 70	P 10	P 23	1,20	20	1,03	100	400
9	CE 90	P 10	P 23	1,45	20	1,33	100	400
11	CE 110	P 10	P 23	1,64	20	1,59	100	400
13	CE 130	P 10	P 23	1,86	20	1,58	100	400
15	CE 150	P 10	P 23	2,10	20	1,77	100	400

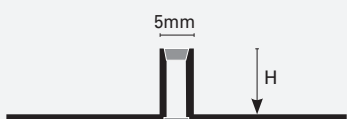
Length: 2,70 meters



coflex » CA-P* Co-extruded Synthetic Resinil + Resinflex

H = mm	Art.	Pure White	Cement Grey	Dark Beige	Black	€/ m	pcs ■	€/ m	pcs ■■	pcs ■■■
6	CA 60	P 11	P 23	P 32	P 51	4,02	20	3,62	72	360
8	CA 80	P 11	P 23	P 32	P 51	4,05	20	3,65	64	300
10	CA 100	P 11	P 23	P 32	P 51	4,48	20	4,03	56	240
12,5	CA 125	P 11	P 23	P 32	P 51	4,79	20	4,31	48	210
15	CA 150		P 23			5,27	20	4,76	40	180
20	CA 200		P 23			6,33	20	5,68	32	150

Length: 2,70 meters



coflex » CAJ-P* Co-extruded Synthetic Resinil + Resinflex

H = mm	Art.	Pure White	Cement Grey	Dark Beige	Black	€/ m	pcs ■	€/ m	pcs ■■	pcs ■■■
4,5	CAJ 45	P 11	P 23	P 32	P 51	3,75	20	3,36	100	420
6	CAJ 60	P 11	P 23	P 32	P 51	3,75	20	3,36	90	420
8	CAJ 80	P 11	P 23	P 32	P 51	3,79	20	3,40	80	360
10	CAJ 100	P 11	P 23	P 32	P 51	4,18	20	3,75	70	270
12,5	CAJ 125	P 11	P 23	P 32	P 51	4,44	20	4,00	60	240

Length: 2,70 meters



coflex » CAJP-P* Co-extruded Synthetic Resinil + Resinflex

H = mm	Art.	Cement Grey	Finish	€/ m	pcs ■	pcs ■■■
4,5	CAJP 45	P 23	Cement Grey	3,75	40	420
6	CAJP 60	P 23	Cement Grey	3,75	40	420
8	CAJP 80	P 23	Cement Grey	3,79	40	360
10	CAJP 100	P 23	Cement Grey	4,18	40	270
12,5	CAJP 125	P 23	Cement Grey	4,44	40	210



coflex CE-P10



coflex CA-P23

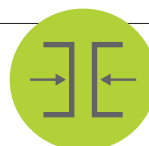


coflex CAJ 100 P23



coflex CAJP 80 P23

+ Movement profiles



- + Allow tile movement
- + Suggested floor bays 16 m² (UNI 11.499:2013)
- + Always below the decking



coflex CTL AN 51



coflex CTL AN 32

coflex » CTL-IL Stainless Steel AISI 304 - DIN 1.4301 + Insert suitable for grinding EPDM

H = mm	Art.	Black	Cement Grey	Beige	Finish	€/ m	pcs ■	pcs ■■
8	CTL 80	IL 51	IL 23	IL 32	Polished	38,03	10	30
10	CTL 100	IL 51	IL 23	IL 32	Polished	39,15	10	30
12,5	CTL 125	IL 51	IL 23	IL 32	Polished	40,99	10	30
15	CTL 150	IL 51	IL 23	IL 32	Polished	43,09	10	30
20	CTL 200	IL 51	IL 23	IL 32	Polished	44,86	10	30
25	CTL 250	IL 51	IL 23	IL 32	Polished	47,11	10	30
30	CTL 300	IL 51	IL 23	IL 32	Polished	49,03	10	30

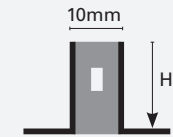
coflex » CTL-AN Aluminum + Insert suitable for grinding EPDM

H = mm	Art.	Black	Cement Grey	Beige	Finish	€/ m	pcs ■	pcs ■■
8	CTL 80	AN 51	AN 23	AN 32	Natural	25,27	10	30
10	CTL 100	AN 51	AN 23	AN 32	Natural	26,35	10	30
12,5	CTL 125	AN 51	AN 23	AN 32	Natural	27,88	10	30
15	CTL 150	AN 51	AN 23	AN 32	Natural	29,63	10	30
20	CTL 200	AN 51	AN 23	AN 32	Natural	30,74	10	30
25	CTL 250	AN 51	AN 23	AN 32	Natural	32,86	10	30
30	CTL 300	AN 51	AN 23	AN 32	Natural	34,77	10	30

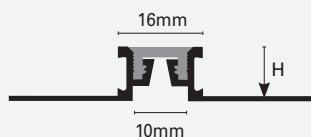
coflex » CTL-ON Brass + Insert suitable for grinding EPDM

H = mm	Art.	Black	Cement Grey	Beige	Finish	€/ m	pcs ■	pcs ■■
8	CTL 80	ON 51	ON 23	ON 32	Natural	32,42	10	30
10	CTL 100	ON 51	ON 23	ON 32	Natural	34,10	10	30
12,5	CTL 125	ON 51	ON 23	ON 32	Natural	35,93	10	30
15	CTL 150	ON 51	ON 23	ON 32	Natural	38,17	10	30
20	CTL 200	ON 51	ON 23	ON 32	Natural	40,26	10	30
25	CTL 250	ON 51	ON 23	ON 32	Natural	43,19	10	30
30	CTL 300	ON 51	ON 23	ON 32	Natural	45,74	10	30

Length: 2,70 meters



Length: 2,70 meters
Supplied completely assembled



coflex » CB-AN* Natural Aluminum + Synthetic insert in Resinflex

H = mm	Art.	Cement Grey	Black	€/ m	pcs ■	pcs ■■
8	CB 80	AN 23	AN 51	12,03	10	30
10	CB 100	AN 23	AN 51	12,26	10	30
12,5	CB 125	AN 23	AN 51	12,64	10	30
15	CB 150	AN 23	AN 51	13,41	10	30
20	CB 200	AN 23	AN 51	14,69	10	30

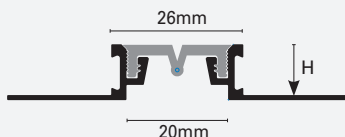
Supplied completely assembled.

coflex » CB-ON* Natural Brass + Synthetic insert in Resinflex

H = mm	Art.	Cement Grey	Black	€/ m	pcs ■	pcs ■■
8	CB 80	ON 23	ON 51	27,33	10	30
10	CB 100	ON 23	ON 51	28,63	10	30
12,5	CB 125	ON 23	ON 51	30,21	10	30
15	CB 150	ON 23	ON 51	31,81	10	30
20	CB 200	ON 23	ON 51	35,19	10	30

Supplied completely assembled.

Length: 2,70 meters
Supplied completely assembled



coflex » CBL-AN* Natural Aluminum + Synthetic insert in Resinflex

H = mm	Art.	Cement Grey	Black	€/ m	pcs ■	pcs ■■
8	CBL 80	AN 23	AN 51	13,86	10	30
10	CBL 100	AN 23	AN 51	14,15	10	30
12,5	CBL 125	AN 23	AN 51	14,58	10	30
15	CBL 150	AN 23	AN 51	15,50	10	30
20	CBL 200	AN 23	AN 51	16,96	10	30

Supplied completely assembled.

coflex » CBL-ON* Natural Brass + Synthetic insert in Resinflex

H = mm	Art.	Cement Grey	Black	€/ m	pcs ■	pcs ■■
8	CBL 80	ON 23	ON 51	28,98	10	30
10	CBL 100	ON 23	ON 51	30,35	10	30
12,5	CBL 125	ON 23	ON 51	32,04	10	30
15	CBL 150	ON 23	ON 51	33,71	10	30
20	CBL 200	ON 23	ON 51	37,31	10	30

Supplied completely assembled.

coflex » CBI-P* Spare insert in Resinflex

L = mm	Art.	Color inserto	€/ m	pcs	set ■
10	CBI 10 P23	Spare insert Cement Grey 23	3,62	10	40
10	CBI 10 P51	Spare insert Black 51	3,62	10	40
20	CBI 20 P23	Spare insert Cement Grey 23	4,36	10	40
20	CBI 20 P51	Spare insert Black 51	4,36	10	40



coflex CB AN 23



coflex CBL ON 51



coflex CK-AN



coflex CKM 450 AN



coflex CMB-P23

coflex » CK-AN Aluminum

H = mm	Art.	Finish	€/ m	pcs ■	pcs ■■
10	CK 100 AN	Natural	13,33	10	30
12,5	CK 125 AN	Natural	13,83	10	30

Supplied completely assembled.

coflex » CK-ON Brass

H = mm	Art.	Finish	€/ m	pcs ■	pcs ■■
10	CK 100 ON	Natural	29,79	10	30
12,5	CK 125 ON	Natural	31,50	10	30

Supplied completely assembled.

coflex » CKM 450 AN Aluminum

H x B	Art.	Finish	€/ m	pcs ■	pcs ■■
45 x 11	CKM 450 AN	Natural	13,79	10	30

Profile not assembled. Assemble rubber-foam just before the installation.

coflex » CKM 450 ON Brass

H x B	Art.	Finish	€/ m	pcs ■	pcs ■■
45 x 11	CKM 450 ON	Natural	38,45	10	30

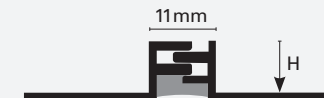
Profile not assembled. Assemble rubber-foam just before the installation.

coflex » CMB-P 23 Co-extruded Synthetic Resinil + Resinflex

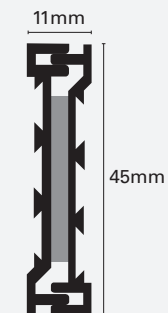
H = mm	Art.	Description	€/ m	pcs ■	pcs ■■
30	CMB 300	P	5,22	15	60
30	CMB 300	P23	6,18	15	60
45	CMB 450	P23	8,37	15	60
60	CMB 600	P23	10,48	15	60

CMB is a modular expansion joint; further heights can be achieved using the modules Art. CM. Article coupled but supplied separate from additional modules and extensions.

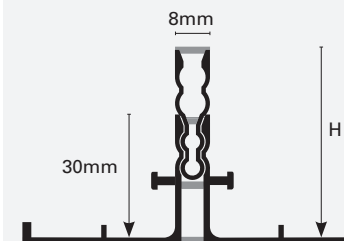
Length: 2,70 meters



Length: 2,70 meters

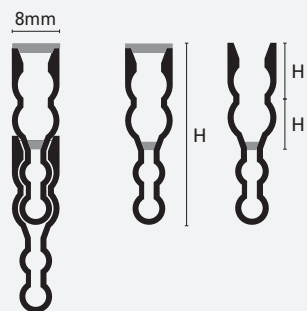


Length: 2,70 meters





Length: 2,70 meters



coflex » CM-P* Co-extruded Synthetic Resinil + Resinflex

H = mm	Art.		Description	€/ m	pcs ■	pcs ■■
30	CM 300	P 23	Cement Grey	3,14	50	200
30	CM 300	P 51	Black	3,14	50	200
30	CM 300	P 61	Red Klinker	3,14	50	200
15-20	CM 200	P	Extension	2,12	50	200



coflex CM-P23

Length: 2,70 meters



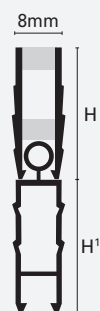
coflex » CF-P* PVC

H x B	Art.	Trasparent	Cement Grey	€/ m	pcs ■	€/ m	pcs ■■	pcs ■■
23 x 8	CF 230	P 10	P 23	1,80	20	1,61	70	280
35 x 8	CF 350	P 10	P 23	2,40	20	2,15	60	240
45 x 8	CF 450	P 10	P 23	2,89	20	2,59	50	200



coflex CF-P23

Length: 2,70 meters



coflex » CD-P* PVC

H x B	Art.		Finish	€/ m	pcs ■	pcs ■■
23 x 8	CD 230	P 10	Grey + Trasparent	2,33	50	200
23 x 8	CD 230	P 23	Grey + Cement Grey	2,33	50	200
22 x 8	CD 220	P	Extension	1,50	50	200



coflex CD-P10



coflex CTM 440 ON51



coflex CR 16 P23 + KJ-P11

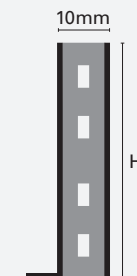
coflex » CTM-ON* Brass + EPDM

H x B	Art.	Black	Cement Grey	Beige	Finish	€/ m	pcs ■	pcs ■■
44 x 10	CTM 440	ON 51	ON 23	ON 32	Natural	46,76	10	30

coflex » CTM-IL* Stainless Steel AISI 304 - DIN 1.4301 + EPDM

H x B	Art.	Black	Cement Grey	Beige	Finish	€/ m	pcs ■	pcs ■■
44 x 10	CTM 440	IL 51	IL 23	IL 32	Polished	49,96	10	30

Length: 2,70 meters



coflex » CR 16 P* Co-extruded Synthetic basic module

R = mm	Art.		Color	€/ m	pcs ■	pcs ■■
16	CR 16	P 11	Pure White	4,25	10	30
16	CR 16	P 23	Cement Grey	4,25	10	30
16	CR 16	P 32	Dark Beige	4,25	10	30

Clip system: additional modules art KJ-P to be ordered separately from the base module CR16 according to the required height (tile thickness reduced of 2 mm). See table below or page 63 of this price list.

kerajolly » KJ-P* Module to be combined to the coflex CR16P*

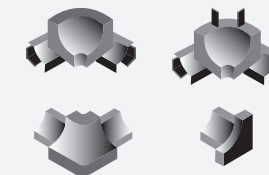
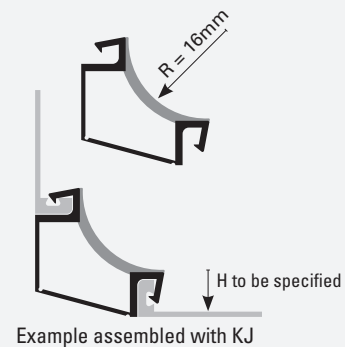
R = mm	Art.		Color	€/ m	pcs ■	pcs ■■
6	KJ 60	P 11	Pure White	1,50	40	170
8	KJ 80	P 11	Pure White	1,69	40	160
10	KJ 100	P 11	Pure White	1,88	40	150
12,5	KJ 125	P 11	Pure White	2,13	40	130

coflex » CR-P* Jointing and derivation pieces CR

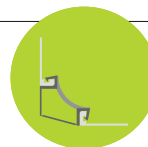
Art.		Description	€/ pc	set ■
CRI	P11/P23/P32	Internal corner junction	2,34	5 pcs
CRE	P11/P23/P32	External corner junction	2,34	5 pcs
CRT	P11/P23/P32	Three-way junction	2,34	5 pcs
CRF	P11/P23/P32	End cap	2,34	5 pcs

Loose pcs not available.
*Colors: P11= Pure White; P23= Cement Grey; P32= Dark Beige

Length: 2,70 meters



Co-extruded joint

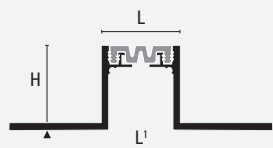


- + Can be used with KJ
- + Reduced stock
- + Flexibility with different thicknesses





Length: 4,00 meters



jointec » GE-AN* Aluminum + Resinprene Insert L = 44 mm - L' = 38 mm.

H = mm	Art.	Black (recommended)	Cement Grey	Finish	€/ m	pcs ■
20	GE 200	AN 51	AN 23	Natural + Resinprene	48,58	10
50	GE 500	AN 51	AN 23	Natural + Resinprene	68,60	10

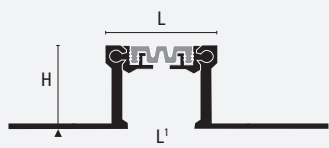
Profile not assembled with the rubber insert.

jointec » GEL-AN* Aluminum + Resinprene Insert L = 54 mm - L' = 48 mm.

H = mm	Art.	Black (recommended)	Cement Grey	Finish	€/ m	pcs ■
20	GEL 200	AN 51	AN 23	Natural + Resinprene	50,92	10
50	GEL 500	AN 51	AN 23	Natural + Resinprene	70,95	10

Profile not assembled with the rubber insert.

Length: 4,00 meters



jointec » GR-AN* Aluminum + Resinprene Insert L = 68 mm - L' = 46 mm.

H = mm	Art.	Black (recommended)	Cement Grey	Finish	€/ m	pcs ■
20	GR 200	AN 51	AN 23	Natural + Resinprene	84,99	10
50	GR 500	AN 51	AN 23	Natural + Resinprene	103,18	10
70	GR 700	AN 51	AN 23	Natural + Resinprene	117,29	10

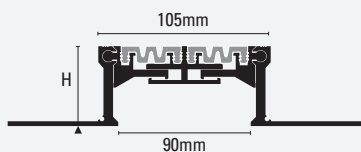
Profile not assembled with the rubber insert.

jointec » GRL-AN* Aluminum + Resinprene Insert L = 78 mm - L' = 56 mm.

H = mm	Art.	Black (recommended)	Cement Grey	Finish	€/ m	pcs ■
20	GRL 200	AN 51	AN 23	Natural + Resinprene	87,34	10
50	GRL 500	AN 51	AN 23	Natural + Resinprene	105,54	10
70	GRL 700	AN 51	AN 23	Natural + Resinprene	119,64	10

Profile not assembled with the rubber insert.

Length: 4,00 meters



jointec » GRM-AN* Aluminum + Resinprene Insert L = 105 mm - L' = 90 mm.

H = mm	Art.	Black (recommended)	Cement Grey	Finish	€/ m	pcs ■
50	GRM 500	AN 51	AN 23	Natural + Resinprene	170,12	10
70	GRM 700	AN 51	AN 23	Natural + Resinprene	186,70	10


Profile not assembled with the rubber insert.



jointec GE-AN23



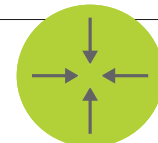
jointec GR-AN51



jointec GRM-AN51

structural joints


+ Structural and seismic joints



- + Under tile and under mortar bed
- + Under tile and mortar bed with synthetic rubber insert, distance between beam bays up to 90mm.
- + Metal joint, distance between beam bays up to 200mm.



jointtec GM-IL



jointtec GM-AN



jointtec GM-ON

jointtec » GM-IL* Stainless Steel AISI 304+ Aluminum Base + Resinprene Insert L = 50 mm - L¹ = 38 mm

H = mm	Art.	Black (recommended)	Cement Grey	Finish	€/ m	pcs ■
35	GM 350	IL 51	IL 23	Polished + Resinprene	160,81	10
50	GM 500	IL 51	IL 23	Polished + Resinprene	171,22	10
75	GM 750	IL 51	IL 23	Polished + Resinprene	181,63	10

Profile not assembled with the rubber insert.

jointtec » GML-IL* Stainless Steel AISI 304 + Aluminum Base + Resinprene Insert L = 60 mm - L¹ = 48 mm

H = mm	Art.	Black (recommended)	Cement Grey	Finish	€/ m	pcs ■
35	GML 350	IL 51	IL 23	Polished + Resinprene	163,29	10
50	GML 500	IL 51	IL 23	Polished + Resinprene	173,69	10
75	GML 750	IL 51	IL 23	Polished + Resinprene	183,58	10

Profile in part assembled.

jointtec » GM-AN* Aluminum + Resinprene Insert L = 50 mm - L¹ = 38 mm

H = mm	Art.	Black	Cement Grey	Finish	€/ m	pcs ■
35	GM 350	AN 51	AN 23	Natural + Resinprene	114,53	10
50	GM 500	AN 51	AN 23	Natural + Resinprene	125,98	10
75	GM 750	AN 51	AN 23	Natural + Resinprene	134,95	10

Profile not assembled with the rubber insert.

jointtec » GML-AN* Aluminum + Resinprene Insert L = 60 mm - L¹ = 48 mm

H = mm	Art.	Black	Cement Grey	Finish	€/ m	pcs ■
35	GML 350	AN 51	AN 23	Natural + Resinprene	116,76	10
50	GML 500	AN 51	AN 23	Natural + Resinprene	128,34	10
75	GML 750	AN 51	AN 23	Natural + Resinprene	137,31	10

Profile not assembled with the rubber insert.

jointtec » GM-ON* Brass + Aluminum Base - Resinprene Insert L = 50 mm - L¹ = 38 mm

H = mm	Art.	Black	Cement Grey	Finish	€/ m	pcs ■
35	GM 350	ON 51	ON 23	Natural + Resinprene	163,52	10
50	GM 500	ON 51	ON 23	Natural + Resinprene	174,11	10
75	GM 750	ON 51	ON 23	Natural + Resinprene	184,69	10

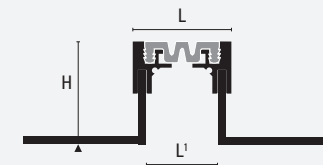
Profile not assembled with the rubber insert.

jointtec » GML-ON* Brass + Aluminum Base - Resinprene Insert L = 60 mm - L¹ = 48 mm

H = mm	Art.	Black	Cement Grey	Finish	€/ m	pcs ■
35	GML 350	ON 51	ON 23	Natural + Resinprene	166,04	10
50	GML 500	ON 51	ON 23	Natural + Resinprene	176,62	10
75	GML 750	ON 51	ON 23	Natural + Resinprene	186,67	10

Profile not assembled with the rubber insert.

Length: 3,00 meters

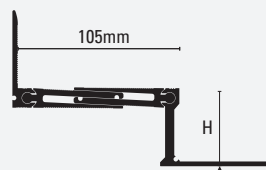
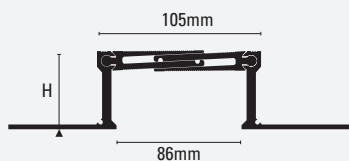


GM and GML series can be used with all mortar bed heights. Minimum qty: 45m.





Length: 4,00 meters



jointtec » GAL-AN Joint in Aluminum L = 105 mm - L' = 86 mm.

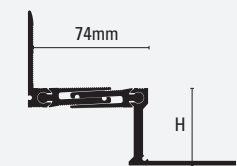
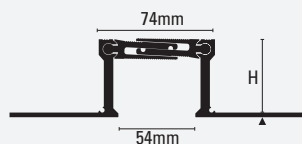
H = mm	Art.			Finish	€/ m	pcs ■
20	GAL	200	AN	Natural	133,49	10
50	GAL	500	AN	Natural	153,36	10
70	GAL	700	AN	Natural	170,05	10

jointtec » GALP-AN Perimetral Natural Aluminum join cover, GAL category

H = mm	Art.			Finish	€/ m	pcs ■
new 20	GALP	200	AN	Natural	133,49	10
new 50	GALP	500	AN	Natural	153,36	10
new 70	GALP	700	AN	Natural	170,05	10

The wall flange can be positioned both upwards as a baseboard and downwards.

Length: 4,00 meters



jointtec » GA-AN Joint in Aluminum L = 74 mm - L1 = 54 mm

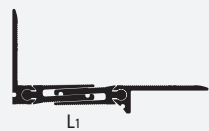
H = mm	Art.			Finish	€/ m	pcs ■
20	GA	200	AN	Natural	112,33	10
50	GA	500	AN	Natural	132,66	10
70	GA	700	AN	Natural	150,74	10

jointtec » GAP-AN Perimetral Aluminum join cover, GA category

H = mm	Art.			Finish	€/ m	pcs ■
new 20	GAP	200	AN	Natural	112,33	10
new 50	GAP	500	AN	Natural	132,66	10
new 70	GAP	700	AN	Natural	150,74	10

GAP-AN is a multipurpose structural joint which can be installed either downwards either upwards as baseboard

Length: 4,00 meters




jointtec » GAD-AN e GALD-AN Aluminum joint cover for floor and wall laying

L1 = mm	Art.			Finish	€/ m	pcs ■
new 75	GAD	700	AN	Natural	87,72	10
new 105	GALD	1000	AN	Natural	107,00	10

jointtec » GADP-AN e GALDP-AN Aluminum joint cover for floor and wall laying


L1 = mm	Art.			Finish	€/ m	pcs ■
new 78	GADP	700	AN	Natural	87,72	10
new 110	GALDP	1000	AN	Natural	107,00	10




jointtec GAL-AN



jointtec GAP-AN



jointtec GAD 700 AN



jointtec GADP 700 AN



jointtec GH-AN



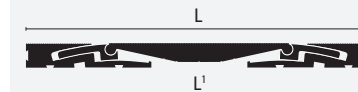
jointtec GS

jointtec » GH-AN Aluminum H = 20 mm

L ₁ / L mm	Art.	Finish	€/ m	pcs ■
100 / 305	GH 1000 AN	Natural	370,74	10
150 / 360	GH 1500 AN	Natural	440,51	10
200 / 410	GH 2000 AN	Natural	518,61	10

Profile supplied assembled. Supplied with mountings holes and countersunk bolts at 15cm intervals.

Length: 3,00 meters



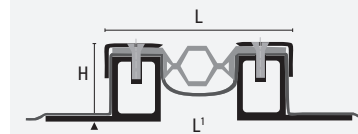
jointtec » GW-IN Stainless Steel + Insert L = 135 mm - L' = 80 mm.

H = mm	Art.	Finish	€/ m	pcs ■
54	GW 540 IN	Natural + Black Resinprene	641,21	10
64	GW 640 IN	Natural + Black Resinprene	692,92	10
94	GW 940 IN	Natural + Black Resinprene	771,52	10

Waterproof structural joint:

- Profile with galvanized steel structure covered by Stainless Steel AISI 304.
- Equipped with Wolfin membrane compatible with PVC and elastomeric bituminous membranes, with hot or cold butyl.

Length: 3,00 meters

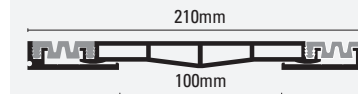


jointtec » GS-AN* Natural Aluminum +Insert L = 210 mm - L1 = 100 mm

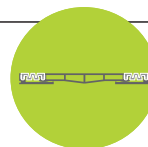
H = mm	Art.	Black (recommended)	Cement Grey	Finish	€/ m	pcs ■
18	GS 1000	AN 51	AN 23	Aluminum + Resinprene	163,84	10

Profile not assembled with the rubber insert. Thickness 18cm.

Length: 4,00 meters



GS seismic joint



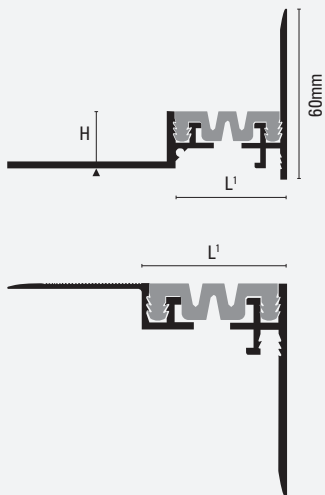
- + High horizontal absorption +/- 12mm
- + Vehicle Accessible
- + Double insert





JOINTEC GEP, GELP, GDP-GDLP
Length: 4,00 meters

JOINTEC GMP-GMLP
Length: 3,00 meters



jointec » GEP-AN* e GELP-AN* Perimeter Version. GEP: L¹ = 40 mm - GELP: L¹ = 50 mm.

H = mm	Art.	Black (recommended)	Cement Grey	Finish	€/ m	pcs ■
20	GEP 200	AN 51	AN 23	Aluminum + Resinprene	48,58	10
50	GEP 500	AN 51	AN 23	Aluminum + Resinprene	68,60	10
20	GELP 200	AN 51	AN 23	Aluminum + Resinprene	50,95	10
50	GELP 500	AN 51	AN 23	Aluminum + Resinprene	70,98	10

Profile not assembled with the rubber insert.

jointec » GMP-AN* e GMLP-AN* Perimeter Version. GMP: L¹ = 40 mm - GMLP: L¹ = 50 mm.

H = mm	Art.	Black (recommended)	Cement Grey	Finish	€/ m	pcs ■
35	GMP 350	AN 51	AN 23	Aluminum + Resinprene	114,53	10
50	GMP 500	AN 51	AN 23	Aluminum + Resinprene	125,98	10
75	GMP 750	AN 51	AN 23	Aluminum + Resinprene	134,95	10
35	GMLP 350	AN 51	AN 23	Aluminum + Resinprene	116,89	10
50	GMLP 500	AN 51	AN 23	Aluminum + Resinprene	128,34	10
75	GMLP 750	AN 51	AN 23	Aluminum + Resinprene	136,87	10

Profile not assembled with the rubber insert.

jointec » GDP-AN* e GDLP-AN* Perimeter Version. GDP: L¹ = 43 mm - GDLP: L¹ = 53 mm.

H = mm	Art.	Black (recommended)	Cement Grey	Finish	€/ m	pcs ■
12	GDP 400	AN 51	AN 23	Aluminum + Resinprene	31,57	10
12	GDLP 500	AN 51	AN 23	Aluminum + Resinprene	33,92	10

Profile not assembled with the rubber insert.

Length: 4,00 meters

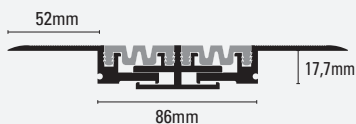


jointec » GD/GDL-AN* Aluminum + Resinprene Insert GD: L¹ = 40 mm - GDL: L¹ = 50 mm.

H = mm	Art.	Black (recommended)	Cement Grey	Finish	€/ m	pcs ■
40	GD 400	AN 51	AN 23	Natural + Resinprene	31,57	10
50	GDL 500	AN 51	AN 23	Natural + Resinprene	33,92	10

Profile not assembled with the rubber insert.

Length: 4,00 meters




jointec » GDM 860 AN* Natural Aluminum +Insert Resinprene GDM: L¹ = 86 mm.

L ¹ = mm	Art.	Black (recommended)	Cement Grey	Finish	€/ m	pcs ■
86	GDM 860	AN 51	AN 23	Aluminum + Resinprene	105,31	10

Profile not assembled with the rubber insert.




jointec GEP-AN51



jointec GD 400 AN51



jointec GDM 860 AN51



coflex CPML-AS + CPM 450 AS



jointec GT-35/55



Insert GIL 370 P51

copritec » CPM 450 AS Anodized Aluminum fixing module for modular expansion joint covers

B = mm	Art.	Finish	€/ m
45	CPM 450 AS	Silver	12,35



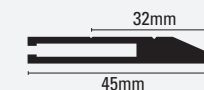
Module supplied separately from the custom-made cover plate.
Two modules are required to complete the joint.
The silicone should be applied while assembling the module with the insert.
Particularly suitable as expansion joint covers for wall or ceiling.

copritec » CPM* AS Custom-made Anodized Aluminum cover plate for modular expansion joint covers

mm	Art.	Finish	€/ m ²
B	CPML/AS	Silver Lateral part	92,05
A x B	CPMP/AS	Silver Corner	101,36

To calculate the size of the cover plate allow 8mm of expansion within each CPM450AS module and consider the dimension of 32mm specified in the drawing as starting "0" point.
Price per m² calculated according to the development of the piece.
Thickness 15/10 protected by removable film.
Particularly suitable as expansion joint covers for wall or ceiling.

Length: 2,70 meters

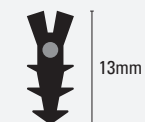


jointec » GT 35/55 P 51 Joint seal for industrial floors cut in site

B = mm	Art.	Black	€/ m	m ■	m ■■
3,5/5,5	GT 35/55	P 51	0,69	200	1000

Seal provided with an inner glass thread to reduce its extension during installation.
Due to its shape, it suits saw cuts between min 3.5mm and max 5.5mm.

Roll length 200 meters



jointec » GI-P* Resinprene spare Insert-standard version

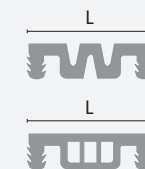
L = mm	Art.	Black	Cement Grey	€/ m	m ■
37	GI 370	P 51	P 23	8,25	40
47	GI 470	P 51	P 23	10,62	40

jointec » GIL 370 P* Resinprene Insert with smooth surface

L = mm	Art.	Black	Cement Grey	€/ m	m ■
37	GIL 370	P 51	P 23	8,25	40

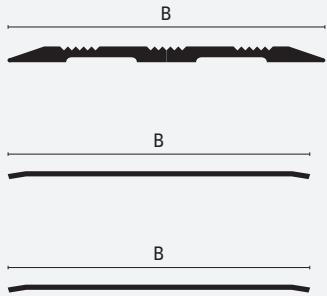
The joints are supplied unassembled from the rubber insert: GI370 or GI470 as order.
To order the insert with the smooth surface add the letter S after the article code. Ex: GE500AN51S.

Roll length 40 meters





Length: 2,70 meters



copri+tec » CP-IL* Stainless Steel AISI 430 - Self-Adhesive/not Self-Adhesive

B = mm	Art.		Finish	€/ m	pcs ■	pcs ■■
60	CP	60 ILA	Polished - Self-Adhesive	14,54	10	30
60	CP	60 ILN	Polished - not Self-Adhesive	12,72	10	30
80	CP	80 ILA	Polished - Self-Adhesive	18,19	10	30
80	CP	80 ILN	Polished - not Self-Adhesive	16,38	10	30
100	CP	100 ILA	Polished - Self-Adhesive	21,17	10	30
100	CP	100 ILN	Polished - not Self-Adhesive	19,34	10	30

Thickness 12/10 protected with a removable film.



copri+tec » CP 80 AS* Anodized Aluminum

B = mm	Art.		Finish	€/ m	pcs ■	pcs ■■
80	CP	80 ASA	Silver - Self-Adhesive	14,99	10	30
80	CP	80 ASN	Silver - not Self-Adhesive	13,33	20	60

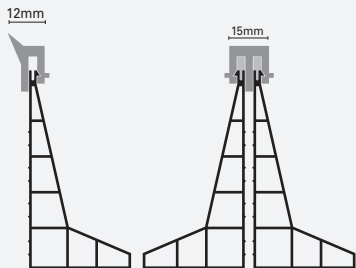
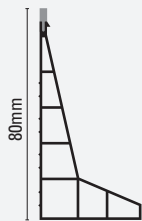


copri+tec » CP-OL* Brass

B = mm	Art.		Finish	€/ m	pcs ■	pcs ■■
60	CP	60 OLA	Polished - Self-Adhesive	24,29	10	30
60	CP	60 OLN	Polished - not Self-Adhesive	22,10	10	30
80	CP	80 OLA	Polished - Self-Adhesive	31,12	10	30
80	CP	80 OLN	Polished - not Self-Adhesive	28,93	10	30
100	CP	100 OLA	Polished - Self-Adhesive	36,64	10	30
100	CP	100 OLN	Polished - not Self-Adhesive	34,45	10	30

Thickness 12/10 protected with a removable film.

Length: 2,50 meters and 5,00 meters



joint+tec » GC 80 P 23 Co-extruded Synthetic in PVC

B = mm	Art.	Cement Grey	€/ m	m ■	m ■■
80	GC 80	P 23	3,58	12	480

Place the top of the base module level with the finished floor surface on a 5x5m grid. Pour, cure and polish the concrete using the top of the profile as a guide.



joint+tec » GCP 80 P 23 Synthetic perimeter seal in Resinflex

B = mm	Art.	Cement Grey	€/ m	m ■	m ■■
12	GCP 80	P 23	2,54	100	300

Using the basic module GC80P23 with the specific seal you can realize a perimeter joint at the surface level, replacing foams or baseboards. Clean the joint after polishing.



joint+tec » GCR 80 P 23 Assembled Joint Resinflex synthetic seal for casting discontinuities

B = mm	Art.	Cement Grey	€/ m	m ■	m ■■
15	GCR 80	P 23	3,02	100	300

Use two basic modules GC80P23 with the specific seal to realize a joint for casting discontinuities. Clean the joint after polishing.



copri+tec CP-AS



copri+tec CP-IL



copri+tec gc



copri+tec GC + GCR



Perimeter Profiles for Balconies and Terraces

PROFILITEC offers a complete range of multipurpose perimeter profiles for balconies and terraces.

Produced in stainless steel and powder-coated aluminum available in seven different colors, they present a first-rate alternative to traditional natural stone thresholds and angle profiles in ceramic tile.

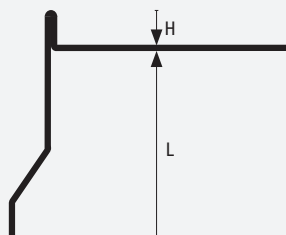
This product line proposes contour, transition and trim profiles for finishing tile edges as well as innovative terrace and outdoor floating floor systems.

Article	Use	Page
Bordertec	BBS/BCS balconies	92
Bordertec	BD draining screed	93
Bordertec	BDC draining screed	93
Bordertec	BCO/BBO draining profile	94
Bordertec	BO perimeter trim	94
Bordertec	BOS perimeter drainage	95
Bordertec	BR edge	95
Bordertec	BTR modular	96
Bordertec	BBR shorter border	96
Copridrain	PD drain well	96
Bordertec	BSR edge	97





Length: 2,70 meters



BBS H = 10mm
BCS H = 12,5mm

border^{tec}» BBS-A* Powder Coated Aluminum

	H = 10 mm	L = 42 mm	L = 55 mm	L = 75 mm	L = 95 mm
A11 = Pure White	BBS 42 A11	BBS 55 A11	BBS 75 A11	BBS 95 A11	
A22 = Pastel Grey	BBS 42 A22	BBS 55 A22	BBS 75 A22	BBS 95 A22	
new A24 = Embossed Pastel Grey	BBS 42 A24	BBS 55 A24	BBS 75 A24	BBS 95 A24	
new A25 = Embossed Cement Grey	BBS 42 A25	BBS 55 A25	BBS 55 A25	BBS 95 A25	
A32 = Dark Beige	BBS 42 A32	BBS 55 A32	BBS 75 A32	BBS 95 A32	
A50 = Micaceous Grey	BBS 42 A50	BBS 55 A50	BBS 75 A50	BBS 95 A50	
A60 = Corten	BBS 42 A60	BBS 55 A60	BBS 75 A60	BBS 95 A60	
A62 = Red Brown	BBS 42 A62	BBS 55 A62	BBS 75 A62	BBS 95 A62	
A63 = Dark Brown	BBS 42 A63	BBS 55 A63	BBS 75 A63	BBS 95 A63	
new A64 = Embossed Dark Brown	BBS 42 A64	BBS 55 A64	BBS 75 A64	BBS 95 A64	
€/ m	15,74	18,12	20,94	23,92	
pcs ■	10	10	10	10	
pcs ■■	30	30	30	30	
L = mm	Art.	Description	€/ pc	pcs ■	
L 42/55/75/95	BBSE-A*	External junction	26,23	10	
L 42/55	BBSI-A	Internal junction 11/22/50*	26,23	10	
L 42/55/75/95	BBSG-A*	Joint piece	5,16	10	
new L 42	BBSGT A22	Joint piece	9,08		

The article BBSI-A is available only in 11/22/50 Colors.
BBSGT joints to be used for terraces with columns anchored on the mortar bed.

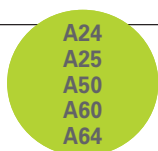
border^{tec}» BCS-A* Powder Coated Aluminum

	H = 12,5 mm	L = 42 mm	L = 55 mm	L = 75 mm	L = 95 mm
A11 = Pure White	BCS 42 A11	BCS 55 A11	BCS 75 A11	BCS 95 A11	
A22 = Pastel Grey	BCS 42 A22	BCS 55 A22	BCS 75 A22	BCS 95 A22	
new A24 = Embossed Pastel Grey	BCS 42 A24	-	-	-	
new A25 = Embossed Cement Grey	BCS 42 A25	-	-	-	
A32 = Dark Beige	BCS 42 A32	BCS 55 A32	BCS 75 A32	BCS 95 A32	
A50 = Micaceous Grey	BCS 42 A50	BCS 55 A50	BCS 75 A50	BCS 95 A50	
A60 = Corten	BCS 42 A60	BCS 55 A60	BCS 75 A60	BCS 95 A60	
A62 = Red Brown	BCS 42 A62	BCS 55 A62	BCS 75 A62	BCS 95 A62	
A63 = Dark Brown	BCS 42 A63	BCS 55 A63	BCS 75 A63	BCS 95 A63	
new A64 = Embossed Dark Brown	BCS 42 A64	-	-	-	
€/ m	15,74	18,12	20,94	23,92	
pcs ■	10	10	10	10	
pcs ■■	30	30	30	30	
L = mm	Art.	Description	€/ pc	pcs ■	
L 42/55/75/95	BCSE-A*	External junction	26,23	10	
L 42/55/75/95	BCSG-A*	Joint piece	5,16	10	
new L 42	BBSGT A22	Joint piece*	9,08	10	


BBSGT joints to be used for terraces with columns anchored on the mortar bed.



Embossed finishes




- + Greater impact resistance
- + Greater scratch resistance
- + Minor sunlight reflection




border^{tec} BBS A50



border^{tec} BBSGT A22



border^{tec} BBSE + BBSG



bordertec BBSE



bordertec BD A22

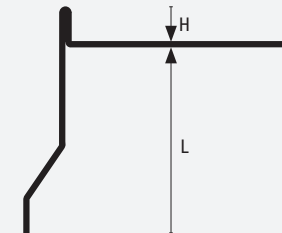
bordertec» BBS-IL Polished Stainless Steel AISI 304 - DIN 1.4301

H = 10 mm	L = 42 mm	L = 55 mm	L = 75 mm	L = 95 mm
Polished Stainless Steel AISI 304	BBS 42 IL	BBS 55 IL	BBS 75 IL	BBS 95 IL
€/ m	26,13	29,48	32,81	36,49
pcs ■	10	10	10	10
pcs ■■	30	30	30	30
L = mm	Art.	Description	€/ pc	pcs ■
L *	BBSE-IL	External junction	38,95	10
L *	BBSG-IL	Joint piece	6,31	10

bordertec» BCS-IL Polished Stainless Steel AISI 304 - DIN 1.4301

H = 12,5 mm	L = 42 mm	L = 55 mm	L = 75 mm	L = 95 mm
Polished Stainless Steel AISI 304	BCS 42 IL	BCS 55 IL	BCS 75 IL	BCS 95 IL
€/ m	26,13	29,48	32,81	36,49
pcs ■	10	10	10	10
pcs ■■	30	30	30	30
L = mm	Art.	Description	€/ pc	pcs ■
L *	BCSE-IL	External junction	38,95	10
L *	BCSG-IL	Joint piece	6,31	10

Length: 2,70 meters



bordertec» BD-A* Powder Coated Aluminum with draining holes

H = 10 mm	L = 55 mm	L = 75 mm	pcs ■	pcs ■■
A11 = Pure White	BD 55 A11	BD 75 A11	10	30
A22 = Pastel Grey	BD 55 A22	BD 75 A22	10	30
A32 = Dark Beige	BD 55 A32	BD 75 A32	10	30
A62 = Red Brown	BD 55 A62	BD 75 A62	10	30
A63 = Dark Brown	BD 55 A63	BD 75 A63	10	30
€/ m	26,69	28,81		
L = mm	Art.	Description	€/ pc	pcs ■
L *	BDE-A*	External junction	32,72	10
L *	BDG-A*	Joint piece	6,32	10

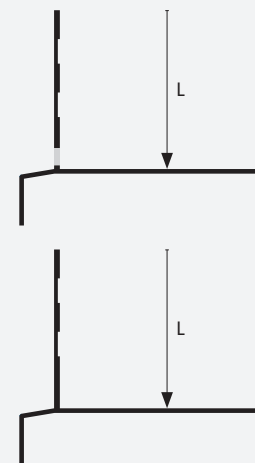
Profile must be used with the draining matting DRAINTEC 8 on page 101.

bordertec» BDC-A* Powder Coated Aluminum without draining holes

Color	L = 55 mm	L = 75 mm	pcs ■	pcs ■■
A11 = Pure White	BDC 55 A11	BDC 75 A11	10	30
A22 = Pastel Grey	BDC 55 A22	BDC 75 A22	10	30
A32 = Dark Beige	BDC 55 A32	BDC 75 A32	10	30
A62 = Red Brown	BDC 55 A62	BDC 75 A62	10	30
A63 = Dark Brown	BDC 55 A63	BDC 75 A63	10	30
€/ m	23,52	25,64		
L = mm	Art.	Description	€/ pc	pcs ■
L *	BDCE-A*	External junction	30,71	10
L *	BDG-A*	Joint piece	6,32	10

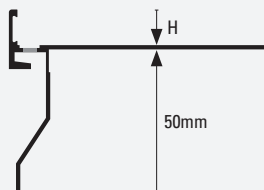
Profile must be used with the draining matting DRAINTEC 8 on page 101.

Length: 2,70 meters





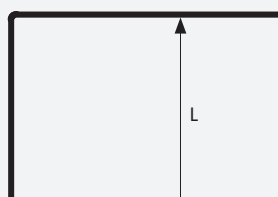
Length: 2,70 meters



bordertec» BBO/BCO A* Powder Coated Aluminum with horizontal draining

H = 10 mm		L = 50 mm			
A22 = Pastel Grey		BBO 50 A22			
A50 = Micaceous Grey		BBO 50 A50			
€/ m		24,05			
pcs ■		10			
pcs ■■		30			
L = mm	Art.	Description	€/ pc	pcs ■	pcs ■■
L 50	BBOE - A*	External junction	30,78	10	30
L 50	BBOG	Joint piece	6,18	10	30
H = 12,5 mm		L = 50 mm			
A22 = Pastel Grey		BCO 50 A22			
A32 = Dark Beige		BCO 50 A32			
A50 = Micaceous Grey		BCO 50 A50			
A63 = Dark Brown		BCO 50 A63			
€/ m		24,05			
pcs ■		10			
pcs ■■		30			
L = mm	Art.	Description	€/ pc	pcs ■	pcs ■■
L 50	BCOE-A*	External junction	30,78	10	30
L 50	BCOG	Joint piece	6,18	10	30

Length: 2,70 meters



bordertec» BO-A* Powder Coated Aluminum

H = 10 mm	L = 30 mm	L = 42 mm	L = 55 mm	L = 75 mm	L = 95 mm
A11 = Pure White	BO 30 A11	BO 42 A11	BO 55 A11	BO 75 A11	BO 95 A11
A22 = Pastel Grey	BO 30 A22	BO 42 A22	BO 55 A22	BO 75 A22	BO 95 A22
A32 = Dark Beige	BO 30 A32	BO 42 A32	BO 55 A32	BO 75 A32	BO 95 A32
A62 = Red Brown	BO 30 A62	BO 42 A62	BO 55 A62	BO 75 A62	BO 95 A62
A63 = Dark Brown	BO 30 A63	BO 42 A63	BO 55 A63	BO 75 A63	BO 95 A63
€/ m	13,06	13,84	16,13	18,59	20,93
pcs ■	10	10	10	10	10
pcs ■■	30	30	30	30	30
L = mm	Art.	Description	€/ pc	pcs ■	pcs ■■
L 30/42/55/75/95	BOE-A*	External junction	21,42	10	
L 30/42/55/75/95	BOG-A*	Joint piece	4,99	10	

bordertec» BO-IL Polished Stainless Steel AISI 304 - DIN 1.4301

Finish	L = 30 mm	L = 42 mm	L = 55 mm	L = 75 mm	L = 95 mm
Polished Stainless Steel	BO 30 IL	BO 42 IL	BO 55 IL	BO 75 IL	BO 95 IL
€/ m	23,08	24,44	26,81	29,88	32,92
pcs ■	10	10	10	10	10
pcs ■■	30	30	30	30	30
L = mm	Art.	Description	€/ pc	pcs ■	pcs ■■
L 30/42/55/75/95	BOE-IL	External junction	31,63	10	
L 30/42/55/75/95	BOG-IL	Joint piece	5,88	10	



bordertec BCO 50 A50



bordertec BO A63



bordertec BOS-IL

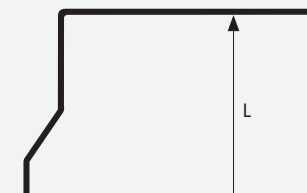
bordertec» BOS-A* Powder Coated Aluminum

H = 10 mm	L = 42 mm	L = 55 mm	L = 75 mm	L = 95 mm
A11 = Pure White	BOS 42 A11	BOS 55 A11	BOS 75 A11	BOS 95 A11
A22 = Pastel Grey	BOS 42 A22	BOS 55 A22	BOS 75 A22	BOS 95 A22
A32 = Dark Beige	BOS 42 A32	BOS 55 A32	BOS 75 A32	BOS 95 A32
A62 = Dark Brown	BOS 42 A62	BOS 55 A62	BOS 75 A62	BOS 95 A62
A63 = Dark Brown	BOS 42 A63	BOS 55 A63	BOS 75 A63	BOS 95 A63
€/ m	15,19	17,36	19,93	22,78
pcs ■	10	10	10	10
pcs ■■	30	30	30	30
L = mm	Art.	Description	€/ pc	pcs ■
L 42/55/75/95	BOSE-A*	External junction	26,58	10
L 42/55/75/95	BOSG-A*	Joint piece	5,23	10

bordertec» BOS-IL Polished Stainless Steel AISI 304 - DIN 1.4301

Finish	L = 42 mm	L = 55 mm	L = 75 mm	L = 95 mm
Polished Stainless Steel	BOS 42 IL	BOS 55 IL	BOS 75 IL	BOS 95 IL
€/ m	25,47	28,17	31,57	34,97
pcs ■	10	10	10	10
pcs ■■	30	30	30	30
L = mm	Art.	Description	€/ pc	pcs ■
L 42/55/75/95	BOSE-IL	External junction	39,48	10
L 42/55/75/95	BOSG-IL	Joint piece	6,40	10

Length: 2,70 meters




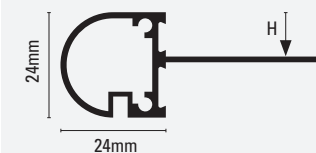
bordertec BR-A22

bordertec» BR-A* Powder Coated Aluminum

Color	H = 8 mm	H = 10 mm	€/ m	pcs ■	pcs ■■
A11 = Pure White	BR 80 A11	BR 100 A11	13,42	10	30
A22 = Pastel Grey	BR 80 A22	BR 100 A22	13,42	10	30
A32 = Dark Beige	BR 80 A32	BR 100 A32	13,42	10	30
A62 = Red Brown	BR 80 A62	BR 100 A62	13,42	10	30
A63 = Dark Brown	BR 80 A63	BR 100 A63	13,42	10	30
	Art.	Description	€/ pc	pcs ■	
	BRE 80/100 A*	External junction	10,13	10	
	BRG 80/100 A*	Joint piece	4,46	10	

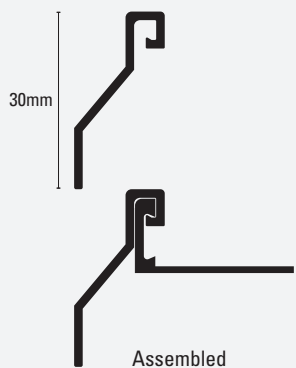
The external junction and the joint piece suit profiles of both heights.

Length: 2,70 meters





Length: 2,70 meters



border+tec » BTR 30 AS Water drip profile in Anodized Aluminum to assemble with series TR

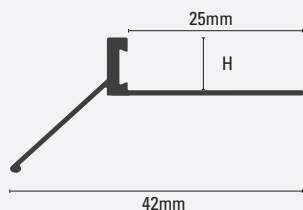
H = mm	Art.			Finish	€/ m	pcs ■	pcs ■■
30	BTR	30	AS	Silver	6,36	20	60

Once assembled with TR profile the height is raised by 2mm (tile thickness reduced by 2mm).

trim+tec » TR-AS Anodized Aluminum

H = mm	Art.			Finish	€/ m	pcs ■	pcs ■■
4,5	TR	45	AS	Silver	3,40	40	120
6	TR	60	AS	Silver	3,53	40	120
8	TR	80	AS	Silver	3,65	40	120
10	TR	100	AS	Silver	3,83	40	120
11	TR	110	AS	Silver	4,11	40	120
12,5	TR	125	AS	Silver	4,38	40	120
15	TR	150	AS	Silver	4,76	30	90
17,5	TR	175	AS	Silver	5,17	30	90
20	TR	200	AS	Silver	5,55	30	90

Length: 2,70 meters




border+tec » BBR shorter border in Anodized Aluminum

H = mm	Art.			Finish	€/ m	pcs ■
new 10	BBR	100	AS	Silver	5,91	10

border+tec » BBR shorter border in Powder Coated Aluminum

H = mm	Art.			Color	€/ m	pcs ■
new 10	BBR	100	A24	Embossed Pastel Grey	7,69	10
new 10	BBR	100	A25	Embossed Cement Grey	7,69	10
new 10	BBR	100	A64	Embossed Dark Brown	7,69	10



copidrain » PD-IS Drain well in Stainless Steel AISI 304 with frame for thin bed adhesive installation

A x B	H = mm	Art.		Finish	€/ pc	pcs ■	
100 x 100	8	PD	100/8	IS	Brushed	44,95	1
100 x 100	10	PD	100/10	IS	Brushed	45,82	1
150 x 150	8	PD	150/8	IS	Brushed	50,03	1
150 x 150	10	PD	150/10	IS	Brushed	50,87	1
200 x 200	8	PD	200/8	IS	Brushed	55,40	1
200 x 200	10	PD	200/10	IS	Brushed	56,27	1



Perimeter profile BTR



- + It can be used with TR- profile to fit any tile height
- + Reduced stock
- + Strong mechanical coupling



border+tec BTR 30AS + TR AS



border+tec PD



bordertec BSR-IL



bordertec BSR-A22 + SUPF

bordertec » BSR-IL* Reversible profile in Stainless Steel AISI 304 - DIN 1.4301

H / H'	Art.	Finish	€/ m	pcs ■	pcs ■■
10/35	BSR 10/35 IL	Polished	28,11	10	30
15/30	BSR 15/30 IL	Polished	28,11	10	30
20/25	BSR 20/25 IL	Polished	28,11	10	30

bordertec » BSR-IL* End caps and junctions in Stainless Steel

H / H'	Art.	Finish	€/ pc	pcs ■	pcs ■■
	BSRE 45 IL	Polished	34,35	10	30
	BSRG 45 IL	Polished	6,32	10	30

Universal joint: suitable for all sizes.

bordertec » BSR-A* Reversible profile in Aluminum for marbles and stone

H / H'	Art.	Color	Description	€/ m	pcs ■	pcs ■■	
10/35	BSR 10/35 A*	22/50	Terminal profile	18,34	10	30	
15/30	BSR 15/30 A*	22/50	Terminal profile	18,34	10	30	
20/25	BSR 20/25 A*	22/50	Terminal profile	18,34	10	30	
new	20/40	BSR 20/40 A*	22/50	Terminal profile	22,28	10	30
new	20/60	BSR 20/60 A*	22/50	Terminal profile	24,54	10	30
new	20/80	BSR 20/80 A*	22/50	Terminal profile	27,58	10	30
new	20/100	BSR 20/100 A*	22/50	Terminal profile	31,38	10	30

Color code* 22= Pastel Grey; **new** 50= Embossed Micaceous Grey.

Other finishes Modern Line (24/25/60/64) on minimum request of 100 pcs.

bordertec » BSR-A* End caps and junctions

H / H'	Art.	Color	Description	€/ pc	pcs ■	pcs ■■
	BSRE 45 A*	22/50	External junction	25,36	10	30
	BSRG 45 A*	22/50	Joint piece	5,04	10	30

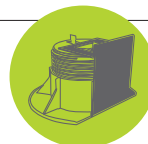
Universal end caps and junction: suitable for all size.

H / H'	Art.	Color	Description	€/ pc	pcs ■	pcs ■■	
new	20/40	BSRE 20/40 A*	22/50	External junction	30,82	10	30
new	20/60	BSRE 20/60 A*	22/50	External junction	33,96	10	30
new	20/80	BSRE 20/80 A*	22/50	External junction	38,15	10	30
new	20/100	BSRE 20/100 A*	22/50	External junction	43,39	10	30
H / H'	Art.	Color	Description	€/ pc	pcs ■	pcs ■■	
new	20/40	BSRG 20/40 A*	22/50	Joint piece	6,13	10	30
new	20/60	BSRG 20/60 A*	22/50	Joint piece	6,75	10	30
new	20/80	BSRG 20/80 A*	22/50	Joint piece	7,59	10	30
new	20/100	BSRG 20/100 A*	22/50	Joint piece	8,66	10	30

Color code* 22= Pastel Grey; **new** 50= Embossed Micaceous Grey.

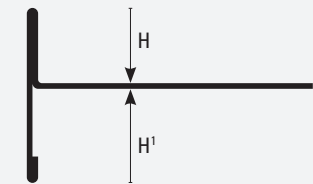
Other finishes Modern Line (24/25/60/64) on minimum request of 100 pcs.


+ Perimeter profile for floating floors



- +** Sizes from 20 to 100mm
- +** No special ceramic pieces required
- +** Quick anchorage to SUPA and SUPF floor supports (see page126)

Length: 2,70 meters







Tile Installation Membranes

Waterproofing, drainage and uncoupling membranes are indispensable for flawless ceramic and stone tile installations. Engineered to perform over challenging substrates, PROFILITEC offers a variety of solutions:

A membrane that uncouples the tile layer from the substrate, preventing stress build-up which leads to cracking.

Innovative drainage membranes for outdoor flooring over balconies and terraces to prevent deterioration due to water infiltration and condensation in the mortar bed.

Membranes that meet ANSI 118.10 waterproofing standards, guaranteeing first-rate results in diverse construction applications.

Article	Use	Page
Foiltec	waterproofing	100
Soltec	floor installation	102
Draintec 8/8S/3	membranes drainage	103
Bandtec	thermoplastic elastomer	104





Membrane roll length: 1m x 30m

Total: 30m²



Only a correct execution of all junctions assures a perfect result.

Sealing strip roll length:
0,14m x 20m



water-stop foiltec» Insulating matting thickness 0,5mm in Polyethylene suitable for tile adhesive

H x L mmxm	Art.	Material	€/ m ²	roll ■	rolls ■■
1 x 30	WATER-STOP FOILTEC/05	Bi-coupled polyethylene	13,22	1	33
1 x 5	WATER-STOP FOILTEC/05/5	Bi-coupled polyethylene	14,93	1	12

water-stop foiltec» Sealing strip for junctions width 14cm for butt joints and perimeter edges

H x L mmxm	Art.	Material	€/ m	roll ■	rolls ■■
0,14 x 20	WATER-STOP FOILTEC/14	Bi-coupled polyethylene	2,87	1	10

water-stop foiltec » Internal corner junction in laminated pre-formed Polyethylene

	Art.	Material	€/ pc	pc ■	pcs ■■
	WATER-STOP FOILTEC/I	Coupled PE-preformed	12,57	1	10

water-stop foiltec» External corner junction in laminated pre-formed Polyethylene

	Art.	Material	€/ pc	pc ■	pcs ■■
	WATER-STOP FOILTEC/E	Coupled PE-preformed	12,57	1	10

water-stop foiltec» Pipe collar in laminated pre-formed Polyethylene

	Art.	Material	€/ pc	pc ■	pcs ■■
	WATER-STOP FOILTEC/T20	Pipe collar Ø 20 mm	5,72	1	10

Water-stop foiltec membrane is made of a polyethylene film 200 µ thick laminated with a synthetic fleece on both sides, for its proper anchoring to ceramic tile adhesive.

Water-Stop Foiltec can be used under wall or floor tiling and works not only as waterproofing but also as vapour barrier and uncoupling layer.

North America Product Certification

Water-stop Foiltec has been certified as an indoor waterproofing system for both water and humidity under tiles in floor and wall applications. Test methods and details as well as application indications are available on request.

ASTM E96-13

Standard test method for water vapor transmission of materials.

WVT (gm - m² /24hr)= 2,817

Perms (gr /hr/Hg)= 0,405

Test report TJ1731-6 REV1 (04/2016)

ANSI A118 10-2008


Standard specifications for load bearing, bonded waterproof membranes for thin-set ceramic tile and large format stone installation.

Test report TJ1731-4 (04/2016)


CSTB certification

water-stop foiltec system

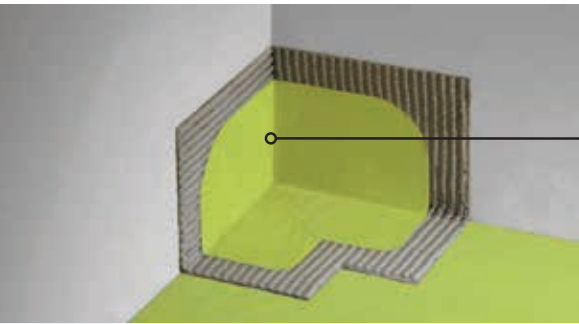
Waterproofing system for environments with high humidity




foiltec matting



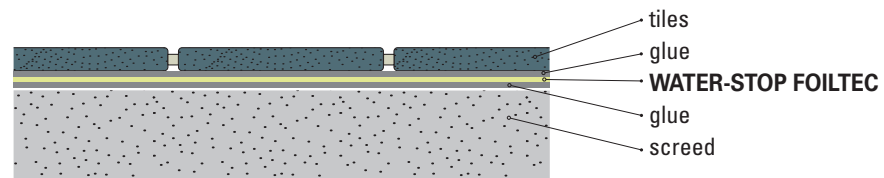
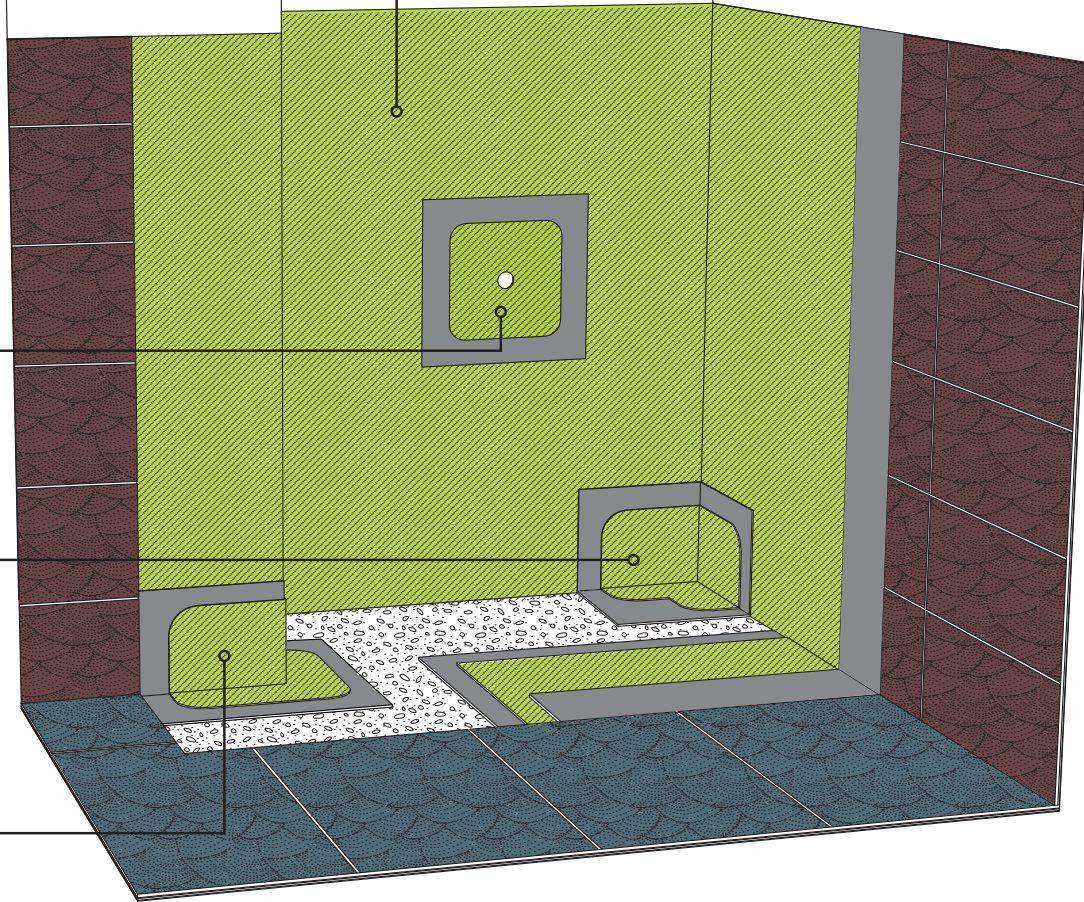
foiltec / T



foiltec / I



foiltec / E



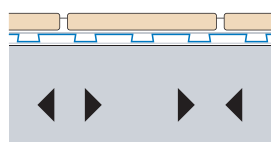
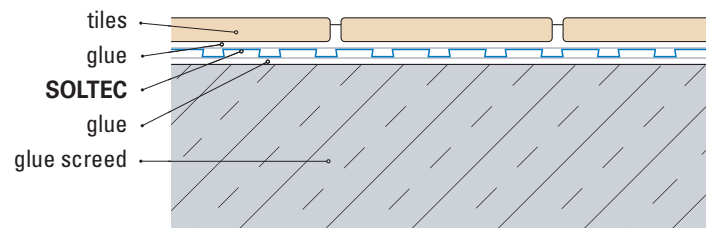


Roll length 1x30m

Polyethylene matting coupled with a synthetic fleece on the lower side and with a grid structure on the top. Just 3mm thickness for many advantages and solutions for wall tiled surfaces.

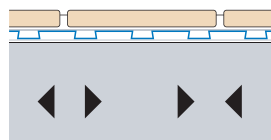
soltec » polyethylene matting for ceramic floor tiling

H = mm	Art.	Material	€/ m ²	roll ■	rolls ■■
3	SOLTEC	Bi-coupled polyethylene	13,58	1	6



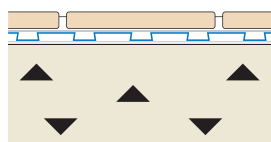
Uncoupling and stress compensations

Soltec, uncouples the floor covering from the substrate, compensating and reducing the unavoidable stresses due to temperature differences, static movements and loss of moisture in the screed thus limiting cracks to underneath the membrane which compensates these tensions.



Compensation of vapour pressure

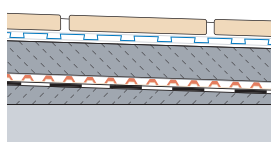
The special grid structure on the underside allows evaporation of the screed moisture, compensating vapour pressure and favouring its release. Using Soltec matting enables a quicker floor installation, as you can tile on it right after the screed becomes walkable.



Different and difficult substrates, heated floors

Using Soltec allows tiling on different substrates, such as cement or anhydride screeds, heated screeds or plasterboard.


In particular cases, the compatibility of the adhesive used between substrate and Soltec membrane must be checked.




Terraces with a waterproofing layer and drainage system

Soltec is made of a waterproofing material. It is nevertheless difficult to grant the total waterproofing at the junction points and along the perimeter, where the use of Foiltec band and corner huncions is always advisable. To finish a terrace correctly, use a draining matting under the screed on a suitable waterproofing layer (e.g. bituminous layer).

Using Soltec in this case will protect the screed from moisture and grant compensation of all stresses due to high temperature movements to which terraces and balconies are exposed.




soltec




pressing roll » to improve the glue adhesion between matting and screed

Art.	Description	€/ pc
6000/50	Stainless Steel roll of 50 Kg	684,35



drain+tec 8



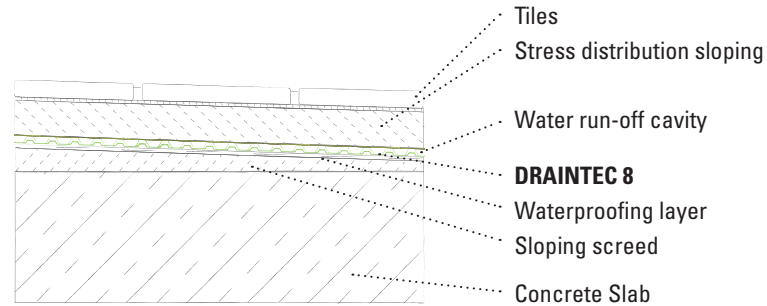
drain+tec 8S



drain+tec 3

drain+tec 8 »
Polyethylene drainage membrane with a pyramid section with a synthetic filtering fleece

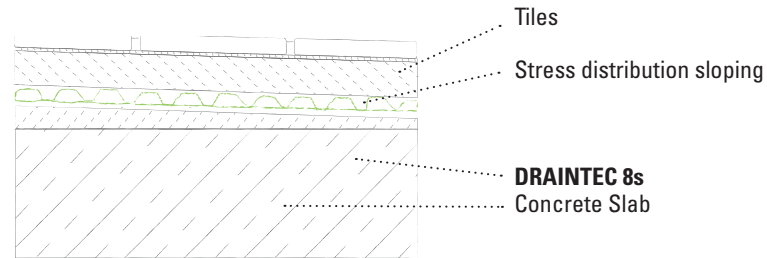
H = mm	Art.	€/ m ²	roll ■	rolls ■■
8	DRAINTEC 8	10,79	1	9



Roll: 1,0 m x 15 m
Total: 15 m²

drain+tec 8S »
Drainage membrane with knobs and filter fabric for dry laying

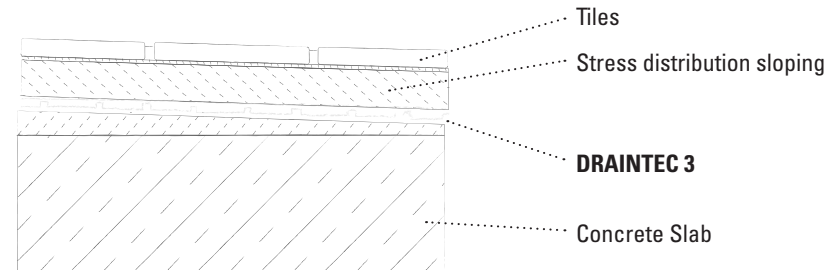
H = mm	Art.	€/ m ²	roll ■	rolls ■■
new 8	DRAINTEC 8S	12,15	1	9



Roll: 1,0 m x 12,5 m
Total: 12,5 m²

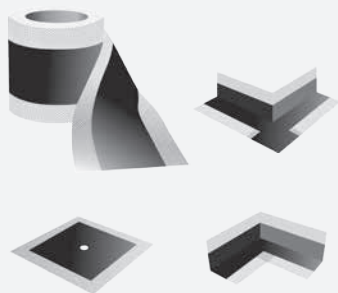
drain+tec 3 »
Perforated drainage membrane for gravel laying, ventilation and screeding separation

H = mm	Art.	€/ m ²	roll ■	rolls ■■
new 3	DRAINTEC 3	9,13	1	12



Roll: 1,15 m x 26,2 m
Total: 30,13 m²





bandtec » Thermoplastic waterproofing elastomer

H x B mmxm	Art.	Description	€/ m	roll ■	
0,12x50	BANDTEC/12	Roll H 120 mm	3,36	1	

bandtec » Special Pieces

H x B mm	Art.	Description	€/ pc	pcs ■	
	BANDTEC/I	Internal corner	7,55	10	
	BANDTEC/E	External corner	7,55	10	
120x120	BANDTEC/T	Joints for pipes	5,21	10	



bandtec 12



Baseboards and Wall Protection Rails

PROFILITEC presents a wide range of technical baseboards, a first-rate alternative to traditional wood or ceramic base profiles. Designed as aesthetic yet technical elements, the modern line of aluminum baseboards are durable and resistant to humidity.


An internal cavity acts as a channel for low voltage cabling such as telephone, TV and computer wiring.

An innovative "two-tone" baseboard is available in a variety of chromatic variations and matches most material finishes.

Coordinating "two-tone" wall protection rails, particularly suited for public settings, complete the design.

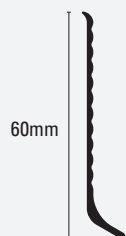
"Plano," the latest member of the baseboard family, fully integrates into the wall surface, creating a level, linear transition between wall and floor.

Article		Use	Page
Skirting	BAR	decorative	106
Skirting	BA	minimal	106
Skirting	BA600	standard	106
Skirting	BA-IL/IS	standard	107
Skirting	BA400	minimal	108
Skirting	BI	interlocking	108
Skirting	BA700	standard	108
Sanitec	IC	sanitec-baseboard	109
Skirting	BIB/BIM	waterproofing	109
Skirting	BT	thin set	109
Plano	BFW	support	110
Plano	BF	plano design	110
Plano	PS	plasterboard	110
Wallprotection	WA	corner protection	111
Wallprotection	WP	wall protection	111
Wallprotection	WB	solid Colored	111





Length: 2,70 meters



skirting » BAR 600 AS Multiline Ribbed Anodized Aluminum

H = mm	Art.	Finish	€/ m	pcs ■	pcs ■■
60	BAR 600 ASN	Silver	8,73	30	90
60	BAR 600 ASA	Silver - Self-Adhesive	10,44	30	90

skirting » BA 600 PS Baseboard junctions

H = mm	Art.	Finish	€/ set	pcs ■	pcs ■■
60	BAI 600 PS	Silver plastic internal corner	3,00	1	10
60	BAE 600 PS	Silver plastic external corner	3,00	1	10
			€/ pc	set ■	set ■■
60	BAT 600 PS	Silver plastic end-caps	3,00	2 pcs	10

BAT 600 / 1 set =1Right, 1Left



skirting BAR 600 ASN

Length: 2,70 meters



skirting » BA-AS* Anodized Aluminum - Self-Adhesive/not Self-Adhesive

H = mm	Art.	Finish	€/ m	pcs ■	pcs ■■
45	BA 450 ASN	Silver - not Self-Adhesive	5,97	30	90
45	BA 450 ASA	Silver - Self-Adhesive	7,63	30	90
60	BA 600 ASN	Silver - not Self-Adhesive	7,41	30	90
60	BA 600 ASA	Silver - Self-Adhesive	9,10	30	90
80	BA 800 ASN	Silver - not Self-Adhesive	9,47	30	90
80	BA 800 ASA	Silver - Self-Adhesive	11,19	30	90
100	BA 1000 ASN	Silver - not Self-Adhesive	12,64	30	90
100	BA 1000 ASA	Silver - Self-Adhesive	14,34	30	90

skirting » BA-AS* Baseboard junctions

H = mm	Art.	Finish	€/ pc	set ■	set ■■
60	BAI 600 PS	Internal junction in plastic Silver Color	3,00	1	10
60	BAE 600 PS	External junction in plastic Silver Color	3,00	1	10
80	BAI 800 PS	Internal junction in plastic Silver Color	3,00	1	10
80	BAE 800 PS	External junction in plastic Silver Color	3,00	1	10
			€/ set	set ■	set ■■
60	BAT 600 PS	Silver plastic end-caps	3,00	2 pcs	10
80	BAT 800 PS	Silver plastic end-caps	3,00	2 pcs	10

BAT 600 / BAT 800 1 set =1Right, 1Left



skirting BA 600 ATRS

skirting » BA 600 A* Powder Coated Aluminum

H x L mm	Art.	Color	€/ m	pcs ■	pcs ■■
new 60 x 10	BA 600 AM 11	Matt White	8,29	30	90
new 60 x 10	BA 600 AT	Titanium	10,99	30	90
60 x 10	BA 600 A60	Corten	10,99	30	90
60 x 10	BA 600 A50	Embossed Micaceous Grey	10,99	30	90

skirting » BA 600 Sublimated Aluminum

H = mm	Art.	Finish	€/ m	pcs ■	pcs ■■
60	BA 600 A TRSN	Texture Bleached	10,99	30	90
60	BA 600 A TWEN	Texture Wengè	10,99	30	90
60	BA 600 A TTKN	Texture Teak	10,99	30	90
60	BA 600 A TRON	Texture Oak	10,99	30	90

Individually wrapped



skirting BA-IL



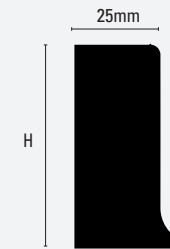
skirting BAE 600 AT

skirting » BA Powder Coated Aluminum corners

	H = mm	Art.		Description	Color	€/ pc	set ■
new	60 x 25	BAE / BAI	600 AM11	external/internal	Matt White	8,29	2 pcs
new	60 x 25	BAE / BAI	600 A50	external/internal	Embossed Micaceous Grey	on request	2 pcs
new	60 x 25	BAE / BAI	600 A60	external/internal	Embossed Corten	on request	2 pcs

skirting » BA Anodized Aluminum corners

	H x L mm	Art.		Description	Finish	€/ pc	set ■■
new	45 x 25	BAE / BAI	450 AS	external/internal	Silver	16,52	2 pcs
new	60 x 25	BAE / BAI	600 AS	external/internal	Silver	17,42	2 pcs
new	80 x 25	BAE / BAI	800 AS	external/internal	Silver	18,31	2 pcs
new	100 x 25	BAE / BAI	1000 AS	external/internal	Silver	19,20	2 pcs
new	60 x 25	BAE / BAI	600 AT	external/internal	Titanium	21,44	2 pcs



skirting » BA-IL* Stainless Steel AISI 304 - DIN 1.4301 - Self-Adhesive/not Self-Adhesive

	H = mm	Art.		Finish	€/ m	pcs ■	pcs ■■
	60	BA	600 ILN	Polished - not Self-Adhesive	11,37	20	60
	60	BA	600 ILA	Polished - Self-Adhesive	13,19	20	60
	80	BA	800 ILN	Polished - not Self-Adhesive	15,51	20	60
	80	BA	800 ILA	Polished - Self-Adhesive	17,35	20	60

skirting » BA-IS* Stainless Steel AISI 304 - DIN 1.4301 - Self-Adhesive/not Self-Adhesive

	H = mm	Art.		Finish	€/ m	pcs ■	pcs ■■
	60	BA	600 ISN	Brushed - not Self-Adhesive	13,92	20	60
	60	BA	600 ISA	Brushed - Self-Adhesive	15,74	20	60
	80	BA	800 ISN	Brushed - not Self-Adhesive	18,06	20	60
	80	BA	800 ISA	Brushed - Self-Adhesive	19,90	20	60

skirting » BA-IL* Junction in plastic Stainless Steel Color

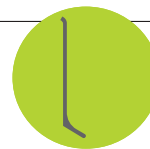
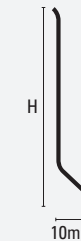
	H = mm	Art.		Finish	€/ pc	set ■	set ■■
	60	BAI	600 PI	Internal Junction in plastic Stainless Color	4,44	1	10
	60	BAE	600 PI	External Junction in plastic Stainless Color	4,44	1	10
	80	BAI	800 PI	Internal Junction in plastic Stainless Color	4,44	1	10
	80	BAE	800 PI	External Junction in plastic Stainless Color	4,44	1	10
					€/ pc	set ■	set ■■
	60	BAT	600 PI	inox look plastic end-caps	4,44	2 pcs	10
	80	BAT	800 PI	inox look plastic end-caps	4,44	2 pcs	10

BAT 600 / BAT 800 1 set =1Right 1Left

skirting » BA 600-IX Sanded Stainless Steel AISI 304 - DIN 1.4301

	H = mm	Art.		Finish	€/ m	pcs ■	pcs ■■
	60	BA	600 IX	Sanded	14,53	20	60

Length: 2,70 meters

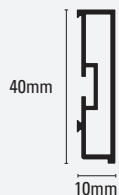


- + Special finishes Titanium, Matt White, Micaceous Grey, Corten and Sanded Stainless Steel
- + Minimalist and modern design corners
- + Customizable shapes and finishes on request





Length: 2,70 meters



skirting » BA 400 AS* Anodized Aluminum

	H = mm	Art.	Finish	€/ m	pcs ■	pcs ■■
	40	BA 400 ASN	Silver	8,49	20	60
	40	BA 400 ASS	Brushed	9,55	20	60
	40	BA 400 ASB	Bright Polished Chrome	10,53	20	60

skirting » BA 400 AS* Universal end caps Aluminum

	H = mm	Art.	Finish	€/ pc	pcs ■	pcs ■■
	40	BAC 400 AS	Universal end cap Silver	7,93	5	15
	40	BAC 400 ASS	Universal end cap Brushed Anodized	7,93	5	15
	40	BAC 400 ASB	Universal end cap Bright Polished	7,93	5	15

skirting » BA 400 A* Powder Coated Aluminum

	H = mm	Art.	Finish	€/ m	pcs ■	pcs ■■
	40	BA 400 A60	Corten	12,06	20	60
	40	BA 400 A50	Micaceous Grey	12,06	20	60
new	40	BA 400 AM11	Powder Coated Matt White	8,29	20	60

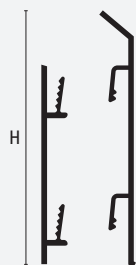
skirting » BA 400 A* Universal end caps

	H = mm	Art.	Finish	€/ pc	pcs ■	pcs ■■
	40	BAC 400 A60	Universal end caps internal, external and terminal Corten	7,93	5	15
	40	BAC 400 A50	Universal end caps internal, external and terminal Micaceous Grey	7,93	5	15
new	40	BAC 400 AM11	Universal end caps internal, external and terminal Matt White	7,93	5	15



skirting BA 400 ASS

Length: 2,70 meters



skirting » BI-ASN Interlocking pieces in Anodized Aluminum

	H = mm	Art.	Finish	€/ m	pcs ■	pcs ■■
	70	BI 700 ASN	Silver	8,62	30	90
	100	BI 1000 ASN	Silver	12,29	30	90

skirting » BI-ASN Aluminum Supports pieces and Joints

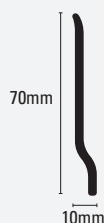
	Art.	Description	€/ pc	pcs ■
	BIS 20 ANF	Drilled	0,34	10
	BII 700 PS	Internal junction in plastic	3,08	10
	BIE 700 PS	External junction in plastic	3,08	10
	Art.	Description	€/ pc	set ■
	BIT 700 PS	End cap in plastic	3,08	2 pcs

Supports not included to order separately, suggested from 2 to 3 pcs/m. End cap BIT packed in set = 1 right + 1 left. RAL powder coating on request minimum order 200m + €/m 3,44



skirting BI 700 ASN

Length: 2,00 meters



skirting » BA 700 P* Expanded PVC

	H = mm	Art.	Color	€/ m	pcs ■	pcs ■■
	70	BA 700 P 12	White	1,92	100	600
	70	BA 700 P 22	Grey	1,92	100	600
	70	BA 700 P 51	Black	1,92	100	600
	70	BA 700 P 79	Walnut	1,92	100	600

Sold in full box. Loose pcs not available.

*The extrusion process for skirting boards is different from the process used for profiles. The RAL correspondence reported at the end of this present price list, which refers to profiles, cannot be guaranteed.



sanitec IC 60 P11



skirting BIB + BI 800



skirting BIM + BI

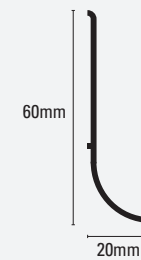


skirting BT

sanitec » IC 60 P11 Synthetic Resin Resinil - Full body Colored

A x B	Art.	Color	€/ m	pcs ■	pcs ■■
20 x 60	IC 60 P 11	Pure White	5,65	40	120

Length: 2,70 meters



skirting » BIB/BI 800* interlocking in Aluminum / Aluminum & Aluminum / Wood "BiColor" effect

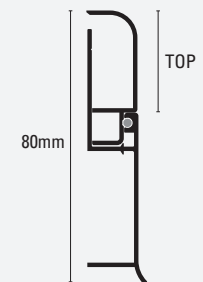
H = mm	Art.	Finish	€/ m	pcs ■	pcs ■■
50	BIB 800 ASN	BASE Silver Aluminum	10,29	20	60
30	BI 800 ASN	TOP Silver Aluminum	5,83	20 ☒	60
30	BI 800 A 50	TOP Micaceous Grey Aluminum	7,16	20	60
30	BI 800 RO	TOP Coated Oak	11,41	20	60
30	BI 800 RON	TOP Natural Oak	10,51	20	60

skirting » BIB/BI 800* Plastic Junction

H = mm	Art.	Finish	€/ pc	set ■	pcs ■■
30	BII 800 PS	Internal junction in plastic	3,00	1 pcs	10
30	BIE 800 PS	External junction in plastic	3,00	1 pcs	10
30	BIT 800 PS	End cap in plastic	3,00	2 pcs	10

BIT = 1 set 1 right + 1 left

Length: 2,70 meters



skirting » BIM 800 A* interlocking baseboard which covers the waterproof layer in Aluminum

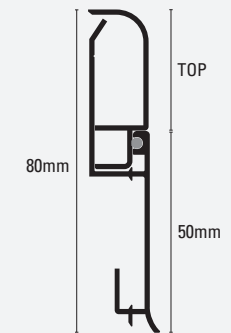
H = mm	Art.	Finish	€/ m	pcs ■	pcs ■■
50	BIM 800 ASN	BASE Silver	10,29	20	60
30	BI 800 ASN	TOP Silver	5,83	20 ☒	60
30	BI 800 A 50	TOP Micaceous Grey	7,16	20	60

skirting » BIM 800 A* Plastic Junction

H = mm	Art.	Finish	€/ set	set ■	pcs ■■
30	BII 800 PS	Internal junction in plastic	3,00	1 pcs	10
30	BIE 800 PS	External junction in plastic	3,00	1 pcs	10
30	BIT 800 PS	End cap in plastic	3,00	2 pcs	10

BIT = 1 set 1 right + 1 left

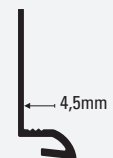
Length: 2,70 meters



skirting » BT45 Baseboard in Aluminum for ultra thin tiles

H = mm	Art.	Finish	€/ m	pcs ■	pcs ■■
4,5	BT 45 AS	Silver Anodized	6,56	20 ☒	60
4,5	BT 45 ASB	Bright Polished Chrome	10,74	20 ☒	60

Length: 2,70 meters



☒ Individually wrapped

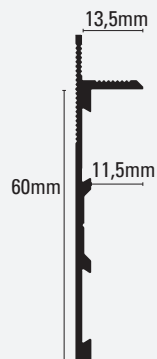


bicolor, for outside and thin tiles

skirting



Length: 2,70 meters



skirting » BFW 600 AN Wall integrated support to install tile or wood baseboard

H x L mm	Art.	Finish	€/ m	pcs ■
60 x 13,5	BFW 600 AN	Natural	8,84	20

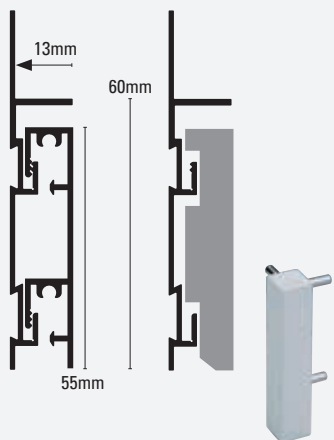
skirting » BFW 600 P Accessory for BFW 600 AN

Art.	Finish	€/ pc	set ■
BFWI 600 P	Internal junction i plastic	1,77	5
BFWE 600 P	External junction in plastic	1,77	5
BFWG 600 P	End cap in plastic	0,29	10

Sold in complete sets.



skirting BFW 600 AN



plano » BF* "Plano Design" for Drywall at the wall level Aluminum/Aluminum and Aluminum/Wood

H = mm	Art.	Finish	€/ m	pcs ■	pcs ■■
60	BF 600 ASN	BASE Silver Aluminum	10,74	20 ■	60
55	BF 550 ASN	TOP Silver Aluminum	9,53	20 ■	60
55	BF 550 AM 11	TOP Matt White Aluminum	10,96	20	60
55	BF 550 RON	TOP Natural Oak	14,36	20	60
55	BF 550 RO	TOP Coated Oak	15,53	20	60

plano » BFC 550 A* Plano Design baseboard end cap

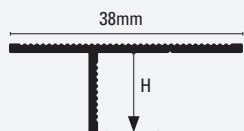
Art.	Finish	€/ pc	pcs ■	pcs ■■
BFC 550 AS	Silver Aluminum end cap	7,62	5	15
BFC 550 AM 11	Matt White end cap/corner	7,62	5	15

Sold in complete sets.



plano BF

Length: 2,70 meters



plano » PS 130 AS Profile for Drywell - Anodized Aluminum


H = mm	Art.	Finish	€/ m	pcs ■	pcs ■■
13	PS 130 AS	Silver	4,84	30 ■	90



Plano BF



- + Flush wall baseboard for plasterboard
- + Model for ceramic baseboard
- + Model with adjustable top



plano PS 130 AS

Individually wrapped



wallprotection WA 60 P11/22



wallprotection WP 125 P11/22




wallprotection WB 100 P11/22

wallprotection » WA 60 P* Synthetic Resin Full body Colored "BiColor"

A x B	Art.	Color	€/ m	pcs ■	pcs ■■
60 x 60	WA 60 P 11/22	White/Pastel Grey Insert	10,81	15	150
60 x 60	WA 60 P 11/11	White/Pure White Insert	10,81	15	150
60 x 60	WA 60 P 22/22	Grey/Pastel Grey Insert	10,81	15	150

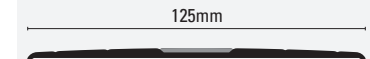
Length: 2,70 meters



wallprotection » WP 125 P* Synthetic Resin Full body Colored Resintop

B = mm	Art.	Color	€/ m	pcs ■	pcs ■■
125	WP 125 P 11/22	White/Pastel Grey Insert	10,81	20	200
125	WP 125 P 11/11	White/Pure White Insert	10,81	20	200
125	WP 125 P 22/22	Grey/Pastel Grey Insert	10,81	20	200


Length: 2,70 meters



wallprotection » WB 100 P* Synthetic Resin Full body Colored Resintop

B = mm	Art.	Color	€/ m	pcs ■	pcs ■■
100	WB 100 P 11/22	White/Pastel Grey Insert	6,94	20	200
100	WB 100 P 11/11	White/Pure White Insert	6,94	20	200
100	WB 100 P 22/22	Grey/Pastel Grey Insert	6,94	20	200

Length: 2,70 meters



It can be welded on a PVC floor with a specific cold prepared adhesive.







Drainage Systems

PROFILITEC offers a variety of drainage solutions for bathrooms, wellness centers, sports facilities and outdoor areas.

Multidrain is a modular, waterproof, linear drainage system for surface water, particularly suitable for the drainage of outdoor areas such as terraces, where the prevalent use of large scale tiles in modern applications prevents the use of traditional drains.

Article	Use	Page
Linear Drain	linear for shower trays	114
Square Drain	square	116
Copridrain	PD drain well	116
Profile Drain	K sloping profiles	117
Multidrain	MUD modular for outdoor	118
Slope Drain	SLO shower tray	119






Single unit of Stainless Steel



Evacuation unit in Single unit of stainless steel AISI 316

LINEAR DRAIN



The siphon is provided **1** with the waterproof membrane collar



1 - Linear Drain » Evacuation Unit Drainage

L = mm	LDL	Art.	Art.	Material	€/ pc
600	LDL	54 ILM	600/1	Stainless Steel 316	394,13
700	LDL	54 ILM	700/1	Stainless Steel 316	407,23
800	LDL	54 ILM	800/1	Stainless Steel 316	422,35
900	LDL	54 ILM	900/1	Stainless Steel 316	438,48
1000	LDL	54 ILM	1000/1	Stainless Steel 316	454,61
1200	LDL	54 ILM	1200/1	Stainless Steel 316	491,90

2



2 - Grating PLANO » Stainless Steel

L = mm	LDPL	Art.	Art.	Material	€/ pc
600	LDPL	40 IL	600	Polished	63,50
700	LDPL	40 IL	700	Polished	69,55
800	LDPL	40 IL	800	Polished	73,58
900	LDPL	40 IL	900	Polished	76,61
1000	LDPL	40 IL	1000	Polished	79,63
1200	LDPL	40 IL	1200	Polished	87,70



2



2 - Grating PLANO » Stainless Steel

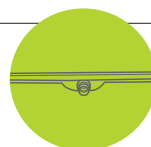
L = mm	LDPL	Art.	Art.	Material	€/ pc
600	LDPL	40 IS	600	Brushed	63,50
700	LDPL	40 IS	700	Brushed	69,55
800	LDPL	40 IS	800	Brushed	73,58
900	LDPL	40 IS	900	Brushed	76,61
1000	LDPL	40 IS	1000	Brushed	79,63
1200	LDPL	40 IS	1200	Brushed	87,70



The system consists of a technical evacuation unit (1) and the grating (2)




Linear Drain




- + Minimum thickness 5,4cm
- + Pre-attached membrane
- + Integrated Ø40mm siphon




Linear Drain




Grating PLANO Polished




Grating PLANO Brushed



Grating TECHNIC Sanded



Grating Level 3



Grating Tile




Only the ABS version is supplied pre-assembled and its code includes siphon and grating.

2 - Grating TECHNIC » Stainless Steel

L = mm	Art.	Material	€/ pc
600	LDG 40 IX 600	Sanded	198,58
700	LDG 40 IX 700	Sanded	214,70
800	LDG 40 IX 800	Sanded	228,82
900	LDG 40 IX 900	Sanded	244,94
1000	LDG 40 IX 1000	Sanded	261,07
1200	LDG 40 IX 1200	Sanded	291,31



2




2 - Grating LEVEL 3 » Stainless Steel

L = mm	Art.	Material	€/ pc
600	LD3L 40 IS 600	Brushed	95,76
700	LD3L 40 IS 700	Brushed	108,86
800	LD3L 40 IS 800	Brushed	117,94
900	LD3L 40 IS 900	Brushed	121,97
1000	LD3L 40 IS 1000	Brushed	127,01
1200	LD3L 40 IS 1200	Brushed	141,12



2




2 - Grating TILE » To Be Tiled

L = mm	Art.	Material	€/ pc
600	LDT 40 IN 600	Stainless Steel	72,58
700	LDT 40 IN 700	Stainless Steel	97,78
800	LDT 40 IN 800	Stainless Steel	104,83
900	LDT 40 IN 900	Stainless Steel	108,86
1000	LDT 40 IN 1000	Stainless Steel	113,90
1200	LDT 40 IN 1200	Stainless Steel	124,99




2






1+2 - ABS Linear Drain » Evacuation Unit and Grating

L = mm	Art.	Material	€/ pc
700	LDPL 40 P 700	ABS + Brushed grating	301,39
800	LDPL 40 P 800	ABS + Brushed grating	315,50
900	LDPL 40 P 900	ABS + Brushed grating	325,58
1000	LDPL 40 P 1000	ABS + Brushed grating	336,67

1+2





Square Drain » Evacuation Unit			
A x B x H	Art.	Material	€/ pc
228 x 228 x 54	SDS 150 IL/N	Stainless Steel	118,94
228 x 228 x 54	SDS 150 IL/S	Sanded Stainless Steel	124,99
170 x 170 x 54	SDS 150 IL/M	Stainless Steel with membrane	164,30

SDS 150 ILM 170x170 is perimeter size. The sites with membrane are 330x330.

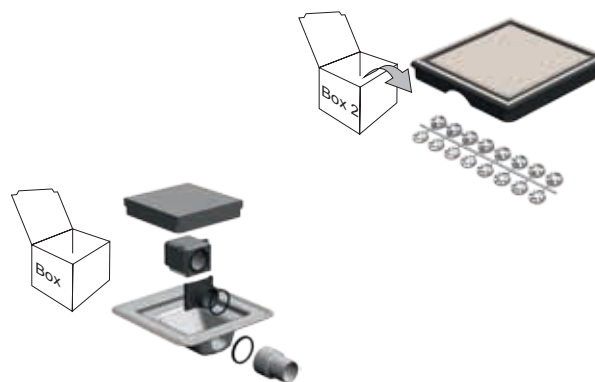

Grating PLANO » Brushed Stainless Steel			
A x B x H	Art.	Material	€/ pc
150 x 150 x 6-20	SDG 150 IL/PT	Plane grating	65,52

Grating STAR » Polished Stainless Steel			
A x B x H	Art.	Material	€/ pc
150 x 150 x 6-20	SDG 150 IL/S	Grating with slits	77,62

Grating TILE » To Be Tiled			
A x B x H	Art.	Material	€/ pc
150 x 150 x 6-20	SDG 150 IL/T	Grating with tileable in-lay	29,23

Copridrain » PD-IS Drain well in Stainless Steel AISI 304 with frame for thin-set adhesive installation

A x B	H = mm	Art.	Finish	€/ pc	pcs ■
100 x 100	8	PD 100/8 IS	Brushed	44,95	1
100 x 100	10	PD 100/10 IS	Brushed	45,82	1
150 x 150	8	PD 150/8 IS	Brushed	50,03	1
150 x 150	10	PD 150/10 IS	Brushed	50,87	1
200 x 200	8	PD 200/8 IS	Brushed	55,40	1
200 x 200	10	PD 200/10 IS	Brushed	56,27	1



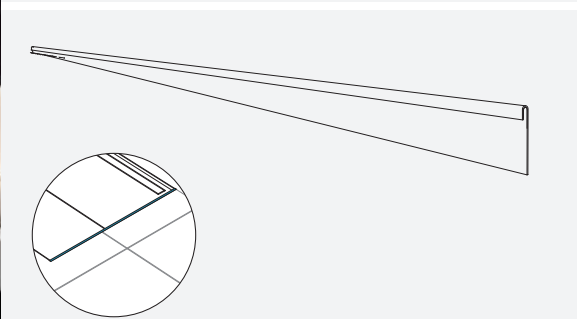

Square Drain TILE



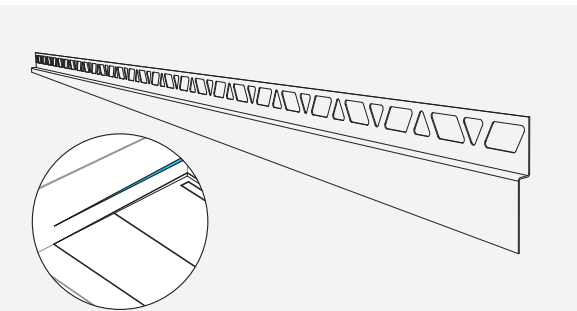
Square Drain STAR



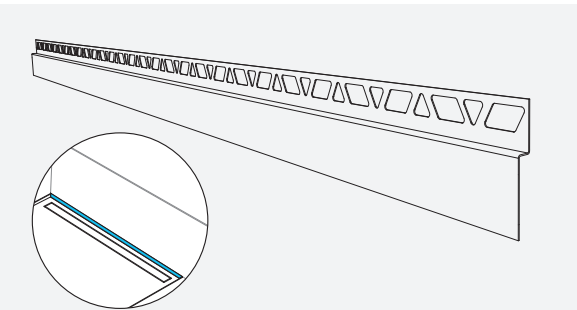
Copridrain PD



floor - floor



floor - wall



floor - wall

Shower profile » KV* IS* for glass thickness 8 mm in Stainless Steel

	L = mm	Description	Art.	Material	€/ m	€/ pc
new	1200	suitable for glass thickness 8mm	KV 19/08 IS 120	Brushed	32,76	39,31
new	2000	suitable for glass thickness 8mm	KV 19/08 IS 200	Brushed	31,29	62,58

Shower profile » KV* IS* for glass thickness 10 mm in Stainless Steel

	L = mm	Description	Art.	Material	€/ m	€/ pc
new	1200	suitable for glass thickness 10mm	KV 19/10 IS 120	Brushed	32,07	38,48
new	2000	suitable for glass thickness 10mm	KV 19/10 IS 200	Brushed	30,21	60,42

Conical profile » for linear drain matching with KV profile

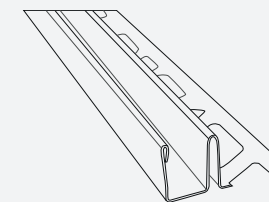
	L = mm	Art.	Material	€/ m	€/ pc
new	1350	KPV 35 IS 135 DX/SX	Brushed Stainless Steel AISI 304	20,96	28,29

Conical profile » for linear drain laying floor to floor

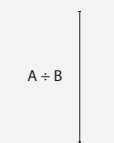
	L = mm	Art.	Material	€/ m	€/ pc
	1350	KP 35 IS 135 DX	Brushed Stainless Steel AISI 304	20,96	28,29
	1350	KP 35 IS 135 SX	Brushed Stainless Steel AISI 304	20,96	28,29

A conical brushed steel profile in AISI 304 with A at 8mm and B at 35mm giving a 2% gradient. Standard length 1,35m which can be cut on site. This profile needs to be used inserting in our TR 6, 8, 10, 12,5mm.

Length: 1,20 meters
2,00 meters



Length: 1,35 meters



Conical profile » for linear drain laying floor to wall transition

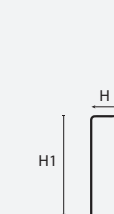
	L = mm	Art.	Material	€/ m	€/ pc
	1350	KR 80 IS 135 DX	Brushed Stainless Steel AISI 304	28,76	38,82
	1350	KR 80 IS 135 SX	Brushed Stainless Steel AISI 304	28,76	38,82
	1350	KR 100 IS 135 DX	Brushed Stainless Steel AISI 304	29,16	39,37
	1350	KR 100 IS 135 SX	Brushed Stainless Steel AISI 304	29,16	39,37
	1350	KR 125 IS 135 DX	Brushed Stainless Steel AISI 304	29,56	39,91
	1350	KR 125 IS 135 SX	Brushed Stainless Steel AISI 304	29,56	39,91

A conical Brushed Stainless Steel profile in AISI 304 with A at 8mm and B at 35mm giving a 2% gradient.

Length: 1,35 meters



Length: 1,35 meters



Front end profile » for linear drain laying floor to wall transition

H = mm	L = mm	H1 = mm	Art.	Material	€/ m	€/ pc
8	1350	28	KF 8/28 IS 135	Brushed Stainless Steel AISI 304	24,78	33,45
10	1350	28	KF 10/28 IS 135	Brushed Stainless Steel AISI 304	24,78	33,45
12,5	1350	28	KF 12/28 IS 135	Brushed Stainless Steel AISI 304	24,78	33,45
8	1350	34	KF 8/34 IS 135	Brushed Stainless Steel AISI 304	25,60	34,56
10	1350	34	KF 10/34 IS 135	Brushed Stainless Steel AISI 304	25,60	34,56
12,5	1350	34	KF 12/34 IS 135	Brushed Stainless Steel AISI 304	25,60	34,56

Conical profile in Brushed Stainless Steel AISI 304

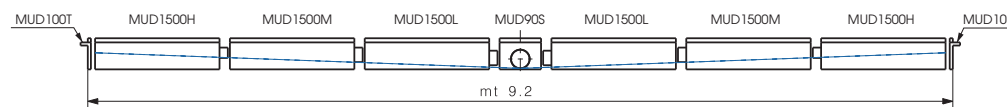




Multi Drain » Tile linear drain system "Design + function"

Ø = mm	L = mm	Art.	Description	€/ pc	pcs ■
	1500	MUD 1500 H	Channel body-element H	229,37	1
	1500	MUD 1500 M	Channel body-element M	229,37	1
	1500	MUD 1500 L	Channel body-element L	229,37	1
		MUD 100T	End blind head	46,20	1
Diam. 50		MUD 50S	Run-off pine Ø 50mm	48,10	1
Diam. 75		MUD 75HS	Run-off pine Ø 75mm	47,15	1
Diam. 75		MUD 75LS	Run-off pine Ø 75mm	47,15	1
	200	MUD 90S	Run-off pine ø 90 mm (low)	38,77	1
Diam. 50		MUD 50C	End plug Ø 50mm	1,99	1
Diam. 75		MUD 75C	End plug Ø 75mm	2,53	1
	1500	MUD 1500GP IL	Tile grating Stainless Steel AISI 304	107,03	1
	1500	MUD 1500GA IS	Grating Satin Stainless Steel AISI 304	103,44	1
	200	MUD 200GP IL	Tile grating Stainless Steel AISI 304	29,75	1
	200	MUD 200GA IS	Grating Satin Stainless Steel AISI 304	30,58	1

Multi Drain application example
(for other applications see the catalog)



Multidrain




- + Tileable, sloping and modular system for outdoor drainage
- + 9,2m installed with only one run-off pipe
- + System with access panels ideal for swimming pools, gyms and locker rooms

Tiled Multidrain



Multi Drain



Multi Drain MUD 1500



Slope Drain



Slope Drain

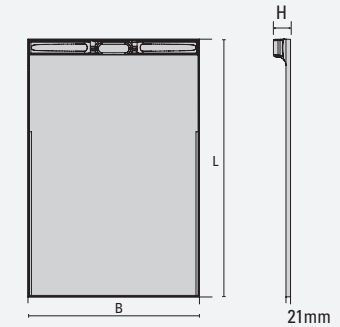
Slope Drain » SLO Tile slope drain with "Design + function"

B x L mm	H mm siphon	Art.	Description	€ / pc	pcs ■
800 x 1200	77	SLO 80/120	Slope Drain	1305,23	1
900 x 900	74	SLO 90/90	Slope Drain	1117,75	1
900 x 1200	77	SLO 90/120	Slope Drain	1398,79	1
1000 x 1000	75	SLO 100/100	Slope Drain	1185,08	1
1400 x 900	74	SLO 140/90	Slope Drain	1678,92	1
900 x 1600	81	SLO 90/160	Slope Drain	1761,09	1

Complete kit ready to install.



1. Slope Drain
(sanded bottom / top with a dark grey expansion band around, including siphon).
2. Grid support in Stainless Steel look
3. Connection tape
4. MS polymer adhesive
5. 2 x Muff (black) Ø: 40mm
6. Adjustable support disks + Key to raise support disks
7. Adjustable block
8. Key - Silicone tube - Hair connection grid
9. Installation template
10. Installation guide
11. Profile tape
12. Finishing profiles: side profile, back profile and glass profile with Accessories
(glass string, glass carriers and end piece)







Tile Installation Accessories

Seemingly small details can actually make a big difference in solving on-site challenges, reducing installation time and avoiding time consuming touch-ups.

The widespread use of large scale format tiles in modern design interiors has opened the door for new and innovative solutions in tile installation.

In response, Profilitec presents LEVELTEC: an ingenious, patented tile laying installation system that solves any levelling challenge with just one click.

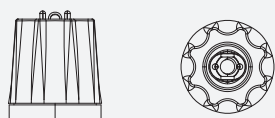
To complete its vast line of profiles, Profilitec proposes a range of tile laying installation accessories which meets both professional and do-it-yourself requirements. Spacers, profiles for carpet runners and entrance mats, and custom-made profiles in a wide variety of materials satisfy all customer needs.

Article		Use	Page
Leveltec	LEV	levelling system	122
Support	8011/8010	fixed support structure	126
	8021/8020		
Support	SUPF	fixed support structure	126
Support	SUPA	adjustable self-levelling support structure	126
Bordertec	BSR	edge	127
DIC-DIT		spacers	128
DISC10		spacers	128
Entrytec	BU	entrance mat	129
Magtec	MAG	magnetic access panels	129
Wire cover	STC		129
Pesotec	PS		129
Stair carpet		stair rods	130
Profiles		customized profiles	133





Automatic cap assembled



leveltec laying system » Screw laying system just with a click

Art.	Description	€/ pkg	set ■	€/ pc
LEV/M	Automatic cap assembled	57,50	1 pkg	1,15
LEV/M	Automatic cap assembled	52,50	6 pkg	1,05

1 package (pkg) contains 50 pcs

Desk display Leveltec




leveltec desk display

	Measures cm	Art.	Description	€/ pc
new	L 32 x B 10 x H 42	ESP-LEV/IT/EN/DE/FR	Desk display with leaflets and tile test desk	8,80
new	L 9,5 x H 13	SEC/LEV	Sample box leveltec	4,40

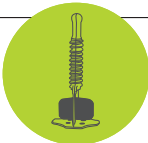
Sample box leveltec



- 

Leveltec Cap

 - + Reusable patented knob for tiles thicknesses from 3 to 20mm.
 - + No tools required, no need to screw or unscrew.
 - + Just click on the knob to level and to eject the spacer.

- 

Leveltec Tie-base

 - + Patented tie-base for thicknesses of 1, 2, 3, 5mm (linear, "T" and "cross").
 - + Removable spacing fins (for "T" and "cross" shaped spacers) allow the tiles to compensate surface movement.
 - + Base that allows an effective adhesive grip.



leveltec



leveltec



leveltec

Patented linear tie-base.
For stone and tile floors.



Leveltec linear tie-base laying instructions

How many Leveltec tie-bases are required per square meter? The quantity of Leveltec depends on the size of the tile (AxB), see the table below:

Example of indicative consumption pcs/smq

A (cm)							
45	20						
50	18	16					
60	15	13	11				
80	14	12	10	9			
90	12	11	9	8	7		
100	13	12	10	9	8	8	
120	11	10	8	7	6	7	6
B (cm)	45	50	60	80	90	100	120

To optimize consumption, use the linear tie-base for large-format tile.

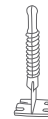
leveltec levelling system » Linear tie-base					
Art.	Description	pcs ■	€ / pkg	€ / pc	
new LEV/10	Linear tie-base thickness 1mm	■ 1 pkg	40,00	0,16	
		■ 10 pkg	37,50	0,15	
LEV/17	Linear tie-base thickness 1,7mm	■ 1 pkg	41,25	0,17	
		■ 10 pkg	37,50	0,15	
new LEV/30	Linear tie-base thickness 3mm	■ 1 pkg	42,50	0,17	
		■ 10 pkg	40,00	0,16	
new LEV/50	Linear tie-base thickness 5mm	■ 1 pkg	45,00	0,18	
		■ 10 pkg	42,50	0,17	

1 package (pkg) contains 250 pcs



Linear tie-base


1 mm



2 mm




3 mm




5 mm




Linear tie-base leveling





LEV/10 1mm



LEV/17 2mm



LEV/30 3mm

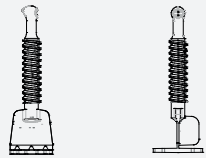


LEV/50 5mm

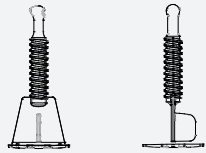




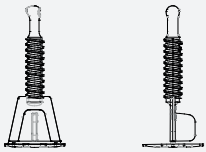
"T" tie-base leveling



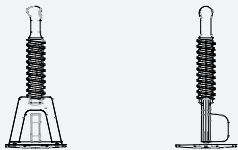
LEV/10T 1mm



LEV/20T 2mm



LEV/30T 3mm



LEV/50T 5mm

leveltec levelling system » "T" tie-base

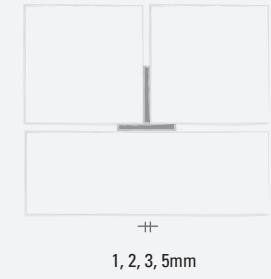
Art.	Description	pcs ■	€ / pkg	€ / pc
new LEV/10T	"T" tie-base thickness 1mm	■ 1 pkg	42,50	0,17
		■ 10 pkg	40,00	0,16
new LEV/20T	"T" tie-base thickness 2mm	■ 1 pkg	42,50	0,17
		■ 10 pkg	40,00	0,16
new LEV/30T	"T" tie-base thickness 3mm	■ 1 pkg	45,00	0,18
		■ 10 pkg	42,50	0,17
new LEV/50T	"T" tie-base thickness 5mm	■ 1 pkg	47,50	0,19
		■ 10 pkg	45,00	0,18

1 package (pkg) contains 250 pcs



"T" tie-base

Patented "T" tie-base. For straight course laying.




Leveltec "T" tie-base laying instructions
How many Leveltec tie-bases are required per square meter? The quantity of Leveltec depends on the size of the tile (AxB), see the table below:

Example of indicative consumption pcs/sqm

A (cm)					
12	23	21	19	17	14
15	19	17	15	14	11
20	14	13	11	10	9
B (cm)	60	80	90	100	120

The "T" tie-base is recommended for straight course laying, particularly wood patterns.

Patented cross tie-base.
Complete removable wings.



1, 2, 3, 5mm

Leveltec cross tie-base laying instructions

How many Leveltec tie-bases are required per square meter?

The quantity of Leveltec depends on the size of the tile (AxB), see the table below:

Example of indicative consumption pcs/sqm

A (cm)				
20	25	17	15	12
30	17	11	10	9
33	15	10	9	8
40	12	9	8	6
B (cm)	20	30	33	40

The Cross tie-base is especially recommended for small tiles to optimize the consumption.

cm	Cross tie-base	Linear tie-base	TOT.
45x45	5		5
60x60	3		3
80x80	2	3	2
30x60	6		6
45x90	3	3	6
120x60	2	2	4

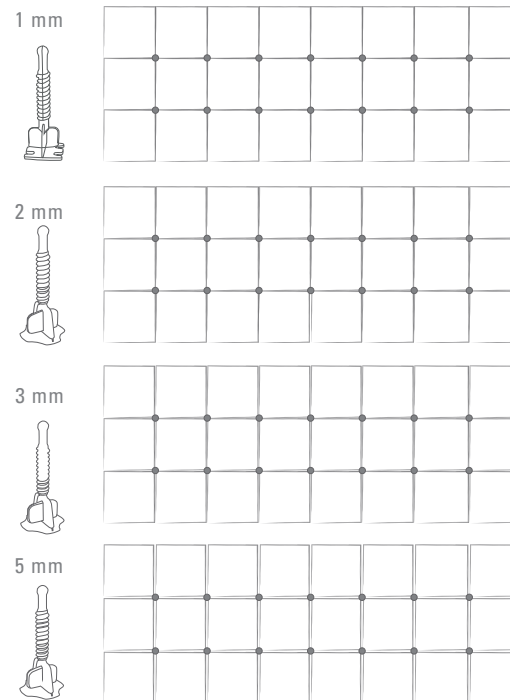
leveltec levelling system » cross tie-base

Art.	Description	pcs ■	€ / pkg	€ / pc
new LEV/10C	Cross tie-base thickness 1mm	■ 1 pkg	42,50	0,17
		■ 10 pkg	40,00	0,16
new LEV/20C	Cross tie-base thickness 2mm	■ 1 pkg	42,50	0,17
		■ 10 pkg	40,00	0,16
new LEV/30C	Cross tie-base thickness 3mm	■ 1 pkg	45,00	0,18
		■ 10 pkg	42,50	0,17
new LEV/50C	Cross tie-base thickness 5mm	■ 1 pkg	47,50	0,19
		■ 10 pkg	45,00	0,18

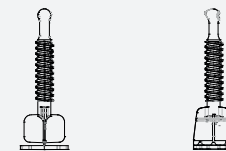
1 package (pkg) contains 250 pcs



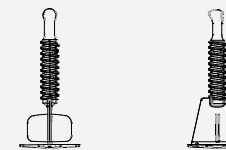
Cross tie-base leveling



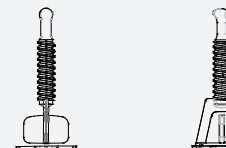
Cross tie-base leveling



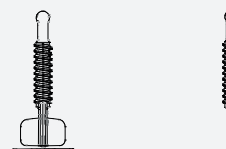
LEV/10C 1mm



LEV/20C 2mm




LEV/30C 3mm



LEV/50C 5mm

Notes about consumption of tie-base for mixed configurations

Mixed or customized configurations may be used to significantly decrease consumption. We cannot however, guarantee correct tile leveling in such conditions.



Plastic support » for floating stone tiles

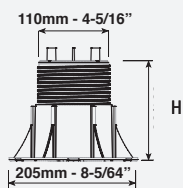
H = mm	Art.	Description	€ / set	set ■	set ■■
3	8011/set	Polypropylene thickness	21,23	100 pcs	12 set
13	8010/set	Polypropylene support	100,66	250 pcs	12 set

Plastic support » for cement laid floating tiles

H = mm	Art.	Description	€ / set	set ■	set ■■
3	8021/set	Cross spacers	23,42	200 pcs	12 set
20	8020/set	Polypropylene support	43,92	50 pcs	12 set



supports 8010/set



Available with 4mm tabs (SUPF 4)

Adjustable supports with fix head » supports for floating floor

H = mm	Art.	Description	€ / pc	* pcs ■	pcs ■■
25-40 mm	SUPF25/40	Adjustable supports with fix head	3,50	20	720
40-70 mm	SUPF40/70	Adjustable supports with fix head	3,94	20	600
60-100 mm	SUPF60/100	Adjustable supports with fix head	4,56	20	480
90-160 mm	SUPF90/160	Adjustable supports with fix head	5,42	20	360
150-270 mm	SUPF150/270	Adjustable supports with fix head	6,28	20	180
2	SUPL2**	Levelling disk	0,51	600	42000
3	SUPL3**	Levelling disk	0,54	500	35000
	SUPK	Adjustment key	62,61	1	

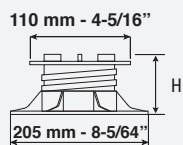
*Indivisible packaging **Unpackaged 100 pcs ad minimum quantity

paving slab size	quantity pcs/m ²
60x60cm	2,78 pcs
50x50cm	4 pcs
40x40cm	6,25 pcs
30x30cm	11,11 pcs

The coefficient does not take into consideration the perimeter pieces. To calculate the required total quantity, add half of the number of pieces required along the perimeter to the above calculation (number of pieces / square meters).



supports 8020/set



Available with 4mm tabs (SUPA4)


Adjustable supports with self-levelling head » supports for floating floor

H = mm	Art.	Description	€ / pc	* pcs ■	pcs ■■
28-38mm	SUPA28/38	Adjustable supports with self-levelling head	5,41	25	900
37,5-50mm	SUPA37/50	Adjustable supports with self-levelling head	5,73	25	600
50-75mm	SUPA50/75	Adjustable supports with self-levelling head	6,06	25	450
75-120mm	SUPA75/120	Adjustable supports with self-levelling head	6,71	25	400
120-170mm	SUPA120/170	Adjustable supports with self-levelling head	7,43	25	400
	SUPK	Adjustment key	62,61	1	

*Indivisible packaging



SUPF 150/270



SUPA 75/120



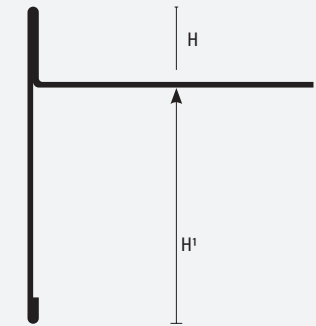
bordertec BSR 20/80 A22

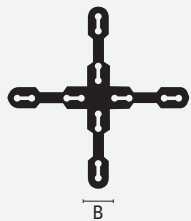


bordertec » BSR (edge) profile for elevated floor with supports

	H / H'	Art.	Description	€/ m	pcs ■	pcs ■■
new	20/40	BSR 20/40 A 22	Terminal Amuninum Pastel Grey	22,28	10	30
new	20/60	BSR 20/60 A 22	Terminal Amuninum Pastel Grey	24,54	10	30
new	20/80	BSR 20/80 A 22	Terminal Amuninum Pastel Grey	27,58	10	30
new	20/100	BSR 20/100 A 22	Terminal Amuninum Pastel Grey	31,38	10	30
new	20/40	BSR 20/40 A 50	Terminal Amuninum Micaceous Grey	22,28	10	30
new	20/60	BSR 20/60 A 50	Terminal Amuninum Micaceous Grey	24,54	10	30
new	20/80	BSR 20/80 A 50	Terminal Amuninum Micaceous Grey	27,58	10	30
new	20/100	BSR 20/100 A 50	Terminal Amuninum Micaceous Grey	31,38	10	30
	H / H'	Art.	Description	€/ pc	pcs ■	pcs ■■
new	20/40	BSR-E 20/40 A 22	Profile junction Pastel Grey	30,82	10	30
new	20/60	BSR-E 20/60 A 22	Profile junction Pastel Grey	33,96	10	30
new	20/80	BSR-E 20/80 A 22	Profile junction Pastel Grey	38,15	10	30
new	20/100	BSR-E 20/100 A 22	Profile junction Pastel Grey	43,39	10	30
new	20/40	BSR-E 20/40 A 50	Profile junction Micaceous Grey	30,82	10	30
new	20/60	BSR-E 20/60 A 50	Profile junction Micaceous Grey	33,96	10	30
new	20/80	BSR-E 20/80 A 50	Profile junction Micaceous Grey	38,15	10	30
new	20/100	BSR-E 20/100 A 50	Profile junction Micaceous Grey	43,39	10	30
	H / H'	Art.	Description	€/ pc	pcs ■	pcs ■■
new	20/40	BSR-G 20/40 A 22	Jointing piece Pastel Grey	6,13	10	30
new	20/60	BSR-G 20/60 A 22	Jointing piece Pastel Grey	6,75	10	30
new	20/80	BSR-G 20/80 A 22	Jointing piece Pastel Grey	7,59	10	30
new	20/100	BSR-G 20/100 A 22	Jointing piece Pastel Grey	8,66	10	30
new	20/40	BSR-G 20/40 A 50	Jointing piece Micaceous Grey	6,13	10	30
new	20/60	BSR-G 20/60 A 50	Jointing piece Micaceous Grey	6,75	10	30
new	20/80	BSR-G 20/80 A 50	Jointing piece Micaceous Grey	7,59	10	30
new	20/100	BSR-G 20/100 A 50	Jointing piece Micaceous Grey	8,66	10	30

Length: 2,70 meters





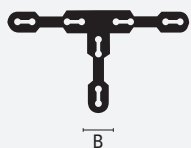
tile spacers » DIC cross-shaped

B = mm	Art.	Material	€ / set	set ■	set ■■
1	DIC 10	Polypropylene set 500 pcs.	4,05	60	720
new 1,5	DIC 15	Polypropylene set 500 pcs.	4,08	60	720
2	DIC 20	Polypropylene set 500 pcs.	4,10	60	720
3	DIC 30	Polypropylene set 500 pcs.	4,70	50	600
4	DIC 40	Polypropylene set 500 pcs.	4,90	40	480
5	DIC 50	Polypropylene set 500 pcs.	5,22	40	480
7	DIC 70	Polypropylene set 500 pcs.	8,28	15	180
10	DIC 100	Polypropylene set 500 pcs.	13,91	10	120

Self-service boxes for showrooms.



tile spacers



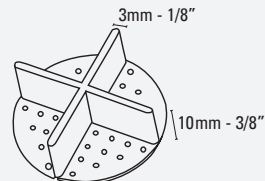
tile spacers » DIT "T"-shaped

B = mm	Art.	Material	€ / set	set ■	set ■■
1	DIT 10	Polypropylene set 500 pcs.	4,05	60	720
2	DIT 20	Polypropylene set 500 pcs.	4,10	60	720
3	DIT 30	Polypropylene set 500 pcs.	4,70	50	600
4	DIT 40	Polypropylene set 500 pcs.	4,90	40	480
5	DIT 50	Polypropylene set 500 pcs.	5,22	40	480
7	DIT 70	Polypropylene set 500 pcs.	8,28	15	180
10	DIT 100	Polypropylene set 500 pcs.	13,91	10	120

Self-service boxes for showrooms.



tile spacer DISC



tile spacers » DISC

H = mm	Art.	Material	€ / pc	pcs ■	set ■■
new 10	DISC 10	ABS - thickness 3mm	0,95	100	

tile spacers » DIS

B = mm	Art.	Material	€ / set	set ■	set ■■
5	DIS 50	Polypropylene set 500 pcs.	4,70	50	600

Self-service boxes for showrooms.


Front grid for immediate warehouse monitoring.



Self Service Box



entrytec BU



magnets MAG



magnets MAG

entrytec» BU 18/23 AS Reversible profile in Amuminum for entrance mat framing

H + H'	Art.	Finish	€/ m	pcs ■	pcs ■■
18/23	BU 18/23 AS	Silver	8,29	50	600

entrytec» BU 18/23 ON Reversible profile in Brass for entrance mat framing

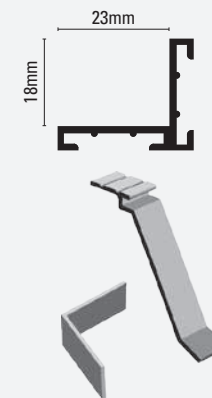
H + H'	Art.	Finish	€/ m	pcs ■	pcs ■■
18/23	BU 18/23 ON	Natural	22,58	10	30

entrytec » Mounting Accessories for entrance matwell frame series BU*

Art.	Description	€/ pc	pcs ■
BUS 20 ON	Fixing clamp - Brass	2,59	10
BUI 20 AN	Internal corners fixing bracket - Amuminum	1,27	10

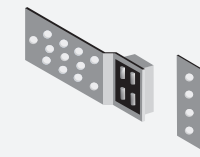
BUS 20 ON one each 30-50 cm BUI 20 AN one ad each corner.

Length: 2,70 meters



magnets » for tiled wall-panel inspection

Art.	Description	€/ set	set ■	set ■■
MAG	4 magnets + 4 plates	9,65	10	30



wire cover » in Brass

B = mm	Art.	Finish	€/ m	pcs ■	pcs ■■
31	STC 30 OLA	Polished Brass self-adhesive	15,60	20	60
31	STC 30 OLN	Polished Brass not self-adhesive	14,12	20	60

Length: 2,70 meters



pesotec » Amuminum weight for curtains

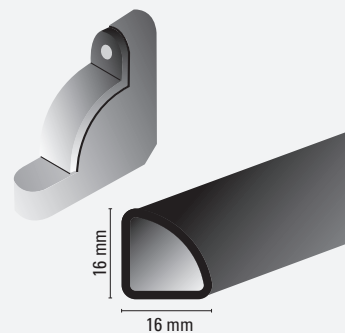
B x H = mm	Art.	Finish	€/ m	pcs ■	pcs ■■
4 x 30	PS 30 AN	Natural	6,34	20	60

Length: 2,00 e 4,00 meters





Length: 3 meters



Fixing support » in Brass for triangular Stair Rod								
		Art.		Finish	€/ set	set ■	pcs ■■	
		STR	13	OL SET	Polished set (right+left)	22,66	10	100 set

Triangular Stair Rod » in Anodized Amuninum							
A x B	Art.		Finish	€/ m	pcs ■	pcs ■■	
16 x 16	TTR	16	AO	Bright Polished Gold	25,47	20	60

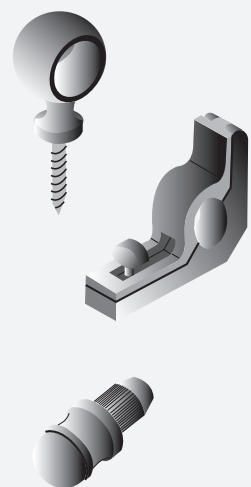
Triangular Stair Rod » in Brass							
A x B	Art.		Finish	€/ m	pcs ■	pcs ■■	
16 x 16	TTR	16	OL	Polished	25,47	10	30



triangular stair rod OL



triangular stair rod AO



Fixing support » in Brass for round stair rod							
Diameter	Art.		Finish	€/ pc	pcs ■	pcs ■■	
ø 12	SUP	12	OL	Polished	1,62	100	300
ø 14	SUP	14	OL	Polished	1,77	100	300
ø 16	SUP	16	OL	Polished	2,15	100	300
ø 12	SUP	12	OC	Chromed	2,92	100	300

Support » in Brass for round stair rod							
Diameter	Art.		Finish	€/ pc	pcs ■	pcs ■■	
ø 12	CER	12	OL	Polished	7,80	50	150
ø 14	CER	14	OL	Polished	8,38	50	150
ø 16	CER	16	OL	Polished	11,51	50	150

Support » in Brass Stair Rod							
Diameter	Art.		Finish	€/ pc	pcs ■	pcs ■■	
ø 11	TAP	11	OL	Polished	0,63	100	300
ø 13	TAP	13	OL	Polished	0,84	100	300
ø 15	TAP	15	OL	Polished	1,27	100	300
ø 11	TAP	11	OC	Chromed	1,64	100	300



round stair rods ASB



round stair rods ol

Stair Rod » in Anodized Amuninum kit pre-cut Art. TTO-AO*
(Specify diameter and length, e.g.: TT= 11 AO 100).

Diameter	Finish	€/ pc 80cm long	€/ pc 90cm long	€/ pc 100cm long	€/ pc 120cm long
ø 11	Gold	5,99	6,54	7,17	8,30
ø 13	Gold	6,48	7,25	7,75	9,29
ø 15	Gold	7,88	8,50	9,16	10,48
pcs ■		20	20	20	20
pcs ■■		60	60	60	60

Stair Rod » in Brass kit pre-cut Art. TTO-OL*
(Specify diameter and length, e.g.: TT= 11 OL 100).

Diameter	Finish	€/ pc 80cm long	€/ pc 90cm long	€/ pc 100cm long	€/ pc 120cm long
ø 11	Polished	10,62	11,67	12,70	14,97
ø 13	Polished	12,88	14,17	15,45	18,11
ø 15	Polished	14,89	16,49	18,11	20,92
pcs ■		10	10	10	10
pcs ■■		30	30	30	30

* Article only on request

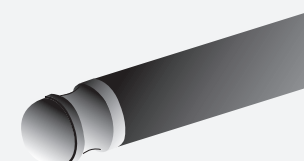
Stair Rod » in Anodized Amuninum

Diameter	Art.		Finish	€/ m	pcs ■	pcs ■■
ø 11	TTO	11 AO	Gold	5,71	20	60
ø 13	TTO	13 AO	Gold	6,00	20	60
ø 15	TTO	15 AO	Gold	6,69	20	60
ø 11	TTO	11 ASB	Bright Polished Chrome	6,16	20	60


Rod » in Brass

Diameter	Art.		Finish	€/ m	pcs ■	pcs ■■
ø 11	TTO	11 OL	Polished	11,27	10	30
ø 13	TTO	13 OL	Polished	13,52	10	30
ø 15	TTO	15 OL	Polished	15,70	10	30

Pre-cut to length supplied with end caps, art. TAP-OL



Length: 3,20 meters
End caps to be ordered separately according to the diameter: art. TAP-OL + Ø.





Step 1:
Place the bending equipment on a stable work surface

Step 2:
Adjust the radius scale accordingly

Step 3:
Insert the profile until achieving the required radius

curveline » Manual bending equipment for formable profiles series TR-SR-ZR-SP

	Art.	Finish	€/ pc	pcs ■
	2641	Manual bending	543,25	1
Page	Available series	Minimum internal radius	Minimum external radius	
6 / 7	TR-ON / AS / AN / IL	30 cm	30 cm	
9	SR - ON / AS / IL	50 cm	50 cm	
15	ZR - A*	60 cm	-	
15	ZR - ON	200 cm	-	
17	SP 14 OL / AS	80 cm	80 cm	
14	SP 14 OC	100 cm	100 cm	



step 1

screws » For threshold covers and baseboard

mm	Art.	Description	€/ set	set ■	set ■■
3x35	4481 set	Chromed flat screw set 200 pcs.	10,66	200 pcs	45 set
3x35	4482 set	Brassed flat screw set 200 pcs.	10,66	200 pcs	45 set
3x35	4483 set	Bronzed flat screw set 200 pcs.	10,66	200 pcs	45 set



step 2

dowels » For threshold covers and baseboard

mm	Art.	Description	€/ set	set ■	set ■■
5x25	4484 set	Nylon dowel set 200 pcs.	5,93	200 pcs	45 set



step 3

silicate adhesive » Quick bonding adhesive for profiles and baseboards

ml	Art.	Description	€/ pc	pcs ■
310	4013	One - part advanced adhesive	9,58	40

sealant » Grey sealant for realizing expansion joints coupling TR profiles


ml	Art.	Description	€/ pc	pcs ■
600	4014	Polyurethane elastomeric pouring sealant	13,77	20
250	4015	Primer for metal	28,73	10

scissors » for PVC profile


	Art.	Description	€/ pc	pcs ■
	2643	Scissors	74,53	1



curveline




Silver



Gold



Bronze



White and black

Silver Anodized Aluminum-gold-bronze

Equal angled section

Art.	Measures mm	€/m	pcs
PA 10x10 AS	10x10x1	1,89	10
PA 15x15 AS	15x15x1	2,11	10
PA 20x20 AS	20x20x1	2,61	10
PA 25x25 AS	25x25x1	2,91	10
PA 30x30 AS	30x30x1,5	4,60	10
PA 40x40 AS	40x40x1,5	5,95	10

Art.	Measures mm	€/m	pcs
PA 10x10 AO	10x10x1	1,89	10
PA 15x15 AO	15x15x1	2,11	10
PA 20x20 AO	20x20x1	2,61	10
PA 25x25 AO	25x25x1	2,91	10
PA 30x30 AO	30x30x1,5	4,60	10
PA 40x40 AO	40x40x1,5	5,95	10

Art.	Measures mm	€/m	pcs
PA 10x10 AB	10x10x1	1,89	10
PA 15x15 AB	15x15x1	2,11	10
PA 20x20 AB	20x20x1	2,61	10
PA 25x25 AB	25x25x1	2,91	10
PA 30x30 AB	30x30x1,5	4,60	10
PA 40x40 AB	40x40x1,5	5,95	10

"L" profile

Art.	Measures mm	€/m	pcs
PL 15x10 AS	15x10x1	1,89	10
PL 20x10 AS	20x10x1	2,06	10
PL 30x15 AS	30x15x1	2,66	10

Art.	Measures mm	€/m	pcs
PL 15x10 AO	15x10x1	1,89	10
PL 20x10 AO	20x10x1	2,06	10
PL 30x15 AO	30x15x1	2,66	10

Art.	Measures mm	€/m	pcs
PL 15x10 AB	15x10x1	1,89	10
PL 20x10 AB	20x10x1	2,06	10
PL 30x15 AB	30x15x1	2,66	10

Flat Profile

Art.	Measures mm	€/m	pcs
PP 12x2 AS	12x2	1,89	10
PP 15x2 AS	15x2	2,27	10
PP 20x2 AS	20x2	2,55	10
PP 25x2 AS	25x2	2,91	10
PP 30x2 AS	30x2	3,36	10

Art.	Measures mm	€/m	pcs
PP 12x2 AO	12x2	1,89	10
PP 15x2 AO	15x2	2,27	10
PP 20x2 AO	20x2	2,55	10
PP 25x2 AO	25x2	2,91	10
PP 30x2 AO	30x2	3,36	10

Art.	Measures mm	€/m	pcs
PP 12x2 AB	12x2	1,89	10
PP 15x2 AB	15x2	2,27	10
PP 20x2 AB	20x2	2,55	10
PP 25x2 AB	25x2	2,91	10
PP 30x2 AB	30x2	3,36	10

"U" profile

Art.	Measures mm	€/m	pcs
PU 8x8 AS	8x8x1	1,89	10
PU 10x10 AS	10x10x1	2,09	10
PU 10x15 AS	10x15x1	2,61	10

Art.	Measures mm	€/m	pcs
PU 8x8 AO	8x8x1	1,89	10
PU 10x10 AO	10x10x1	2,09	10
PU 10x15 AO	10x15x1	2,61	10

Art.	Measures mm	€/m	pcs
PU 8x8 AB	8x8x1	1,89	10
PU 10x10 AB	10x10x1	2,09	10
PU 10x15 AB	10x15x1	2,61	10

Length: 2,00 meters.
Short length: 1m on request.

Powder coated finishes:




White code A11 + €/m 0,92
Black code A51 + €/m 0,92




On request available with bar codes + € /pcs 0,49
for minimum order of 100 pieces also mixed.

☒ Indivisible packaging

AS= Anodized Amuninum Silver
AO= Anodized Amuninum Gold
AB= Anodized Amuninum Bronze



Bullnosed profile				
	Art.	Measures mm	€/m	pcs ■
	UN 18 AS	18	2,11	10
	UN 22 AS	22	2,27	10
	UN 25 AS	25	2,29	10
	UN 18 AO	18	2,11	10
	UN 22 AO	22	2,27	10
	UN 25 AO	25	2,29	10
	UN 18 AB	18	2,11	10
	UN 22 AB	22	2,27	10
	UN 25 AB	25	2,29	10

Round				
	Art.	Measures mm	€/m	pcs ■
	TT 15 AS	ø15x1	2,66	10
	TT 18 AS	ø18x1	3,03	10
	TT 20 AS	ø20x1	3,36	10
	TT 15 AO	ø15x1	2,66	10
	TT 18 AO	ø18x1	3,03	10
	TT 20 AO	ø20x1	3,36	10
	TT 15 AB	ø15x1	2,66	10
	TT 18 AB	ø18x1	3,03	10
	TT 20 AB	ø20x1	3,36	10

Length: 2,00 meters.
Short length: 1m on request.




Powder coated finishes:




White code A11 + €/m 0,92
Black code A51 + €/m 0,92




On request available with bar codes + € /pcs 0,49 for minimum order of 100 pieces also mixed.




Indivisible packaging


Silver Anodized Aluminum-gold-bronze


Square				
	Art.	Measures mm	€/m	pcs ■
	TQ 10x10 AS	10x10x1	2,61	10
	TQ 15x15 AS	15x15x1	3,45	10
	TQ 20x20 AS	20x20x1	4,33	10
	TQ 10x10 AO	10x10x1	2,61	10
	TQ 15x15 AO	15x15x1	3,45	10
	TQ 20x20 AO	20x20x1	4,33	10
	TQ 10x10 AB	10x10x1	2,61	10
	TQ 15x15 AB	15x15x1	3,45	10
	TQ 20x20 AB	20x20x1	4,33	10


W profile				
	Art.	Measures mm	€/m	pcs ■
	CD 16x12 AS	16x12x1	2,98	10
	CD 20x10 AS	20x10x1	2,98	10
	CD 16x12 AO	16x12x1	2,98	10
	CD 20x10 AO	20x10x1	2,98	10
	CD 16x12 AB	16x12x1	2,98	10
	CD 20x10 AB	20x10x1	2,98	10


Rectangular				
	Art.	Measures mm	€/m	pcs ■
	RE 20x10 AS	20x10x1	3,45	10
	RE 30x15 AS	30x15x1	4,45	10
	RE 20x10 AO	20x10x1	3,45	10
	RE 30x15 AO	30x15x1	4,45	10
	RE 20x10 AB	20x10x1	3,45	10
	RE 30x15 AB	30x15x1	4,45	10

"T" profile				
	Art.	Measures mm	€/m	pcs ■
	PT 15x15 AS	15x15x1,5	2,80	10
	PT 25x25 AS	25x25x1,5	4,00	10
	PT 15x15 AO	15x15x1,5	2,80	10
	PT 25x25 AO	25x25x1,5	4,00	10
	PT 15x15 AB	15x15x1,5	2,80	10
	PT 25x25 AB	25x25x1,5	4,00	10

Ronde				
	Art.	Measures mm	€/m	pcs ■
	TO 8 AS	Ø 8	3,13	10
	TO 8 AO	Ø 8	3,13	10
	TO 8 AB	Ø 8	3,13	10

Square				
	Art.	Measures mm	€/m	pcs ■
	QU 8 AS	8x8	3,79	10
	QU 8 AO	8x8	3,79	10
	QU 8 AB	8x8	3,79	10





Silver

Polished Stainless Steel

Length: 2 meters
 Indivisible packaging.


Equal angled section

Art.	Measures mm	€/m	pcs ■
PA 15x15 IL	15x15x1	4,68	10
PA 20x20 IL	20x20x1	5,96	10
PA 25x25 IL	25x25x1	7,31	10
PA 30x30 IL	30x30x1	8,87	10
PA 35x35 IL	35x35x1	10,06	10
PA 40x40 IL	40x40x1	11,56	10
PA 50x50 IL	50x50x1	13,87	10

"L" profile

Art.	Measures mm	€/m	pcs ■
PL 15x10 IL	15x10x1	3,93	10
PL 20x10 IL	20x10x1	4,68	10
PL 30x15 IL	30x15x1	6,30	10

Length: 2,00 meters. External sides protected with a removable film.



Gold

Polished Brass

Length: 2 meters
 Indivisible packaging.

Equal angled section

Art.	Measures mm	€/m	pcs ■
PA 15x15 OL	15x15x1	11,24	10
PA 20x20 OL	20x20x1	14,52	10
PA 25x25 OL	25x25x1	18,00	10
PA 30x30 OL	30x30x1	22,50	10
PA 35x35 OL	35x35x1	25,43	10
PA 40x40 OL	40x40x1	29,46	10
PA 50x50 OL	50x50x1	34,87	10

"L" profile

Art.	Measures mm	€/m	pcs ■
PL 15x10 OL	15x10x1	9,46	10
PL 20x10 OL	20x10x1	11,24	10
PL 30x15 OL	30x15x1	16,67	10

Length: 2,00 meters. External sides protected with a removable film.



Bronze

Natural Extruded Brass

Length: 2 meters
 Indivisible packaging.

TOPLINE Cod. L+ €/m 3,50
 Polished on request


Equal angled section

Art.	Measures mm	€/m	pcs ■
PAP 15x15 ON	15x15x1,5	15,21	10
PAP 20x20 ON	20x20x1,5	20,35	10
PAP 25x25 ON	25x25x1,5	24,40	10

"L" profile

Art.	Measures mm	€/m	pcs ■
PAP 25x15 ON	25x15x1,5	23,70	10

Length: 2,00 meters. Indivisible packaging.



White and black

PVC

Length: 2 meters
 Indivisible packaging

Equal angled section

Art.	Measures mm	€/m	pcs ■
PA 10x10 P*	10x10x1,4	1,57	10
PA 15x15 P*	15x15x1,4	1,73	10
PA 20x20 P*	20x20x1,4	1,97	10
PA 25x25 P*	25x25x1,4	2,23	10
PA 30x30 P*	30x30x1,4	2,43	10

"L" profile

Art.	Measures mm	€/m	pcs ■
PL 15x10 P*	15x10x1,4	1,69	10
PL 20x10 P*	20x10x1,4	1,81	10
PL 30x15 P*	30x15x1,4	2,14	10

*Color code: 11 = Pure White, 63= Dark Brown






LED Design

Light and color are key elements for our everyday life and can be considered the fourth dimension of a room. Defining the atmosphere of internal spaces is of utmost importance for our personal and social wellbeing.

Particularly interested in design and function, PROFILITEC has selected wall, stair nosing, baseboard and decorative profiles in which to integrate LED lighting, transforming the interior atmosphere while achieving energy saving results.

Article		Use	Page
LED profiles	LEL	listello	137
	LEB	wall profile	137
	LES	stair nosing	137
	LEM	lamp	137
Diffuser	LEC-OP	opal diffuser	137
	LEC-TR	clear diffuser	137
	LEC-SA	sanded diffuser	137
Accessories			137






Listello - LEL 13 AS



Wall profile - LEB 37 AS



Stair nosing - LES 54 AS



Lamp profile - LEMT 37

LED profiles » Aluminum profiles designed to support LED strips

HxB mm	Art.	Description	Material	€/ m
new 13 x 18	LEL 13 AS 200	Listello	Silver Amuninum	13,09
new 37 x 18	LEB 37 AS 200	Wall profile	Silver Amuninum	31,17
new 21 x 54	LES 54 AS 200	Stair nosing	Silver Amuninum	49,50
new 37 x 23	LEM 37 A11 200	Lamp	Powder Coated Amuninum White	56,05

LED profiles » Light diffuser

B = mm	Art.	Description	€/ m
new 15	LEC 15 OP 200	Opal diffuser	24,54
new 15	LEC 15 TR 200	Clear diffuser	22,00
new 15	LEC 15 SA 200	Sanded diffuser	22,00

LED profiles » Accessories

LEL - Listello

H = mm - in	Art.	Description	\$ / set	set
new 12 - 15/32	LELF 12	Fastener clip	5,10	2 pcs
new 13 - 33/64	LELT 13 P22	End caps (right and left)	4,72	2 pcs
L = mm - in	Art.	Description	\$ / pc	
new 60 - 2-3/8	LELC 60	Connector between two profiles	3,92	

LEB - Wall profile

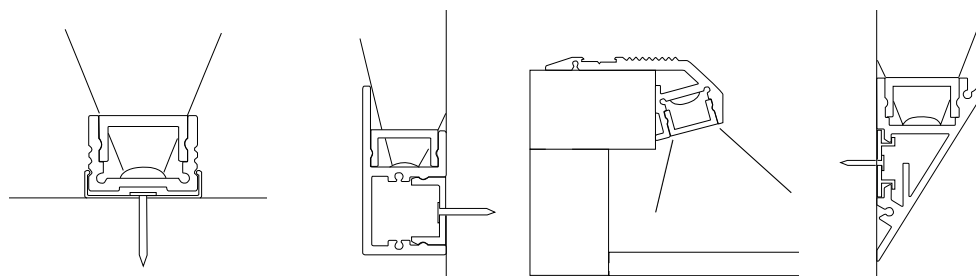
B = mm - in	Art.	Description	\$ / pc	set
new 15 - 9/16	LEBP 15 AS	Mounting profile	12,58	
H = mm - in	Art.	Description	\$ / set	set
new 37 - 1-15/32	LEBT 37 AS	End caps (right and left)	25,92	2 pcs

LES - Stair nosing

H = mm - in	Art.	Description	\$ / set	set
new 54 - 2-1/8	LEST 54 AS	End caps (right and left)	33,78	2 pcs
H = mm - in	Art.	Description	\$ / pc	
new 10 - 3/8	LESA 10	Black adhesive strip 30m / 98ft	6,55	

LEM - Lamp

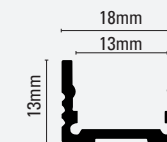
H = mm - in	Art.	Description	\$ / set	set
new 37 - 1-15/32	LEMT 37 A11	End caps (right and left)	33,78	2 pcs
L = mm - in	Art.	Description	\$ / set	set
new 34 - 1-3/8	LEMS	PVC mounting housing clip	4,72	2 pcs
		Description	\$ / pc	
new 45 - 1-25/32	LEMC	Connector between two profiles	10,22	



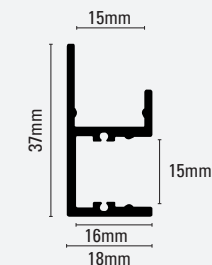
We do not supply electrical components.

Length: 2,00 meters

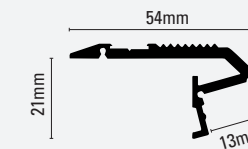
LEL 13 AS 200



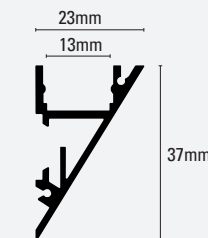
LEB 37 AS 200



LES 54 AS 200



LEM 37 A11 200



Dimensions in mm





MARKETING TOOLS

Sale-point displays, detailed product catalogs and sample boxes offer new technical solutions to our customers.





Professional Display » Division for Family Product

Dimension cm	Art.	Description	€/ pc*
L 124 x B 47 x H 270	DISPSTD_GEN/IT-GB	General	220,00
L 124 x B 47 x H 270	DISPSTD_RIVE/IT-GB	Wall covering	220,00
L 124 x B 47 x H 270	DISPSTD_PAVI/IT-GB	Floor	220,00
L 124 x B 47 x H 270	DISPSTD_GRAD/IT-GB	Stair nosing	220,00
L 124 x B 47 x H 270	DISPSTD_BALC/IT-GB	Border	220,00
L 124 x B 47 x H 270	DISPSTD_GIUN/IT-GB	Movement joints	220,00
L 124 x B 47 x H 270	DISPSTD_BATT/IT-GB	Baseboard	220,00
L 124 x B 47 x H 270	DISPSTD_WOOD/IT-GB	Wooden floors	220,00

The display comes with its structure, sliding graphic panel, 30 dividing bars.
The display can also be supplied without graphic panel. Code: DISPLAY-STD.

Dimension cm	Art.	Description	€/ pc*
L 33	DISPSTD-KITDIV	Kit 10 dividing bars	5,00
LxB 124x45	DISPSTD-KITBAS	Membrane stocking shelf	20,00



Panel Display » for showroom

Dimension cm	Art.	Description	€/ pc*
H 200 x 100	PANTEC/GB	Technical Solution panel	180,00
H 200 x 100	PANDES/GB	Design Solution panel	180,00

Table Display Leveltec



Table Display


Dimension cm	Art.	Description	€/ pc*
L 32 x B 10 x H 42	ESP-LEV/IT/EN/DE/FR	Leveltec Desk display with leaflets and tile test desk	5,00
L 21,5 x B 14 x H 23	ESP-MUD	Multidrain Display	5,00

Display Multidrain



*The prices reported in the marketing tools are net prices.





Sample box

Dimension cm	Art.	Description	€/ pc*
9,5 x 13	SEC/LEV	Leveltec Sample box	5,00
9,5 x 13	SEC	Generic Sample box	3,00

Generic and Leveltec Sample box



Technical documentation

Dimension cm	Art.	Description	€/ pc*
21 x 30 x 272 Page	CAT-TEC15/IT	General-technical Italian Catalog	5,00
21 x 15 x 272 Page	CAT-TEC15/IT/P	General-technical Italian Catalog - pocket	3,00
21 x 29,7 x 19 Page	CAT-MUD15/ITEN	Descriptive Catalog Multidrain	1,00
21 x 29,7 x 8 Page	CAT-SLO15/ITEN	Descriptive Catalog Slope drain	1,00
21 x 29,7 x 11 Page	CAT-SUP14/ITGB	Descriptive Catalog Elevated supports	1,00

General Catalog



Brochure

Dimension cm	Art.	Description	€/ pc*
29,7 x 21	BRO-ANG15/ITENFRDE	Illustrative Brochure Baseboard Corners	0,50
29,7 x 21	BRO-APP15/ITEN	Illustrative Brochure Appendo	0,50
29,7 x 21	BRO-BATT15/ITEN	Illustrative Brochure Baseboards	0,50
29,7 x 21	BRO-BBR15/ITENFRDE	Illustrative Brochure Border BBR	0,50
29,7 x 21	BRO-BORDER15/ITEN	Illustrative Brochure Border	0,50
29,7 x 21	BRO-GIUN15/ITEN	Illustrative Brochure Movement Joints	0,50
29,7 x 21	BRO-GLITTER15/ITEN	Illustrative Brochure Glitter Series	0,50
29,7 x 21	BRO-LED15/ITENFRDE	Illustrative Brochure Led	0,50
29,7 x 21	BRO-MOD15/ITENFRDE	Illustrative Brochure Modern Line Border	0,50
29,7 x 21	BRO-MWA15/ITENFRDE	Illustrative Brochure Wall Modern Line	0,50
29,7 x 21	BRO-PARA15/ITEN	Illustrative Broc.Certificated Stair nosing profiles	0,50
29,7 x 21	BRO-RES15/ITENFRDE	Illustrative Broc.Resin Grip Stair nosing profiles	0,50
29,7 x 21	BRO-SHO15/ITENFRDE	Illustrative Brochure Shower Drain	0,50
29,7 x 21	BRO-SUPBOR15/ITEN	Illustrative Brochure Support - border	0,50
29,7 x 21	PIEG-LEV/ITENFRDE	Leveltec Brochure	0,50

Family Product Brochure



Minidox

Dimension cm	Art.	Description	€/ pc*
14,5 x 14,5	CAMP-APP15	Minidox Appendo	5,00
14,5 x 14,5	CAMP-FIN10	Minidox new Finishes Baseboard-Border	5,00
14,5 x 14,5	CAMP-GLI15	Minidox Glitter	5,00
14,5 x 14,5	CAMP-OC11	Minidox Chromed finishes	5,00

Minidox Product



marketing

*The prices reported in the marketing tools are net prices.



DOX set

Set dox » Family Product

Dimension cm	Art.	Description	€/ pc*
33,5 x 26,7 x 7,5	DOXCAT11	DOX Technical Catalog	7,80
33,5 x 26,7 x 7,5	DOXFIN11	DOX Finishes	11,43
33,5 x 26,7 x 7,5	DOXPAV112	DOX Ceramic floors	11,43
33,5 x 26,7 x 7,5	DOXWOOD12	DOX Wooden floors	11,43
33,5 x 26,7 x 7,5	DOXGRAD12	DOX Stair nosing	11,43
33,5 x 26,7 x 7,5	DOXRIVE12	DOX Wall covering	11,43
33,5 x 26,7 x 7,5	DOXGIUN12	DOX Movement joints	11,43
33,5 x 26,7 x 7,5	DOXSTRUT12	DOX Structural joints	11,43
33,5 x 26,7 x 7,5	DOXBALC12	DOX Balconies	11,43
33,5 x 26,7 x 7,5	DOXBATT12	DOX Baseboard	11,43
33,5 x 26,7 x 7,5	DOXGEN12	DOX General	11,43



Samples » Color Swatches

Art.	Description	€/ pc*
RJ-COLOUR-A12	Aluminum -RJ Profiles	1,00
RJ-COLOUR-P12	PVC - RJ Profiles	1,00
MULTICLIP-FIN12	Multiclip Finishings	1,00
RJ-MARBLES12	Marble Finishings - RJ	1,00



Sample RJ color swatches

Gadget

Dimension cm	Art.	Description	€/ pc*
23 x 7,5	MESURE-KIT	Measure Kit for ceramic tile thickness	1,00




Sample RJ PVC color swatches

Totem » Showroom

Dimension cm	Art.	Description	€/ pc*
187 x 960 x 30	DISP_TOTEM	Totem + Complete DOX Set	300,00
35 x 42 x 170	DISP_TDIS	Metal Totem	20,00

Table display

Dimension cm	Art.	Description	€/ pc*
33,5 x 39,5	TDIS_FIN1	Table Display Metal Finishes	10,00
33,5 x 39,5	TDIS_FIN2	Table Display Color Finishes	10,00
33,5 x 39,5	TDIS_LIS	Table Display Listello	10,00
33,5 x 39,5	TDIS_BATT	Table Display Base Boards	10,00
33,5 x 39,5	TDIS_BOR	Table Display Border	10,00



Sample Multiclip color swatches



*The prices reported in the marketing tools are net prices.

Code	Family	Product	Function	Page
AD	Floor covering profiles	Linotec	Separation	16
AE	Stair nosing profiles	Stairtec	Ribbed edge	46
new APP 15	Wall covering profiles	Appendo	Hook	70
AV-AP-SC	Floor covering profiles	Linotec	PVC floors edge	34
new BA400	Baseboards and wall protection rails	Baseboard	Minimal	108
new BA600	Baseboards and wall protection rails	Baseboard	Standard	106
BA700	Baseboards and wall protection rails	Baseboard	Standard	108
BA-IL/IS	Baseboards and wall protection rails	Baseboard	Standard	107
Bandtec	Tile installation membranes	Bandtec	Waterproof Strip	104
BAR	Baseboards and wall protection rails	Baseboard	Decorative	106
new BBS/BCS	Perimeter profiles for balconies and terraces	Bordertec	Perimeter Drainage	92
BBO/BCO	Perimeter profiles for balconies and terraces	Bordertec	Perimeter Drainage	94
new BBR	Perimeter profiles for balconies and terraces	Bordertec	Perimeter Drainage	96
BD	Perimeter profiles for balconies and terraces	Bordertec	Multi-purpose perimeter	93
BDC	Perimeter profiles for balconies and terraces	Bordertec	Multi-purpose perimeter	93
BF	Baseboards and wall protection rails	Plano	Integrated	110
BFW	Baseboards and wall protection rails	Plano	Drywall	110
BIB/BIM	Baseboards and wall protection rails	Baseboard	Bicolour-design	109
BI	Baseboards and wall protection rails	Baseboard	Internal Channel	108
BIM	Baseboards and wall protection rails	Baseboard	Waterproofing	109
BO	Perimeter profiles for balconies and terraces	Bordertec	Perimeter trim	94
BOS	Perimeter profiles for balconies and terraces	Bordertec	Perimeter drainage	95
BP	Wall covering profiles	Planotec	Countertop	67
BR	Perimeter profiles for balconies and terraces	Bordertec	Edge	95
new BSR	Floor covering profiles	Bordertec	Contour	10
new BSR	Tile installation accessories	Bordertec	Terminal profiles for elevated floors	127
new BSR	Perimeter profiles for balconies and terraces	Bordertec	End cap	97
BTR	Perimeter profiles for balconies and terraces	Bordertec	Edge drainage	96
BT	Wall covering profiles	Baseboard	Mosaic	67
BT	Baseboards and wall protection rails	Baseboard	Thin-set	109
BTR	Perimeter profiles for balconies and terraces	Bordertec	Modular	96
BU	Tile installation accessories	Entrytec	Entrance mat	129
CA	Movement joints profiles	Coflex	Thin-set	77
CAJ	Movement joints profiles	Coflex	Invisible	77
CAJP	Movement joints profiles	Coflex	Invisible	77
Bending machine	Tile installation accessories	Curveline	Bending machine	132

Code	Family	Product	Function	Page
CB	Movement joints profiles	Coflex	Replaceable Insert	79
CBL	Movement joints profiles	Coflex	Replaceable Insert	79
CD	Movement joints profiles	Coflex	Modular	81
CE	Movement joints profiles	Coflex	Thin-set	77
CF	Movement joints profiles	Coflex	Separation deep bed	81
CGD/CFD/CBD	Floor covering profiles	Carpetec	Carpet edge	33
CK	Movement joints profiles	Coflex	Technical	80
CKM	Movement joints profiles	Coflex	Mortar bed	80
CLF	Floor covering profiles	Multiclip®	Multiclip 6 ÷ 11 mm	26
CLF	Floor covering profiles	Multiclip®	Multiclip 12 ÷ 18 mm	26
CLG	Floor covering profiles	Multiclip®	Multiclip	28
new CLG 370	Floor covering profiles	Multiclip®	Multiclip	25
CLG	Floor covering profiles	Multifix	Multifix	28
new CLP	Floor covering profiles	Multiclip®	Multiclip perimeter	27
CLS	Floor covering profiles	Multiclip®	Multiclip Stair nosing profiles	27
CM	Movement joints profiles	Coflex	Modular	81
CMB	Movement joints profiles	Coflex	Modular	80
CO	Wall covering profiles	KeraCorner	Corner guard	71
CP	Movement joints profiles	Coprtec	Joint cover	90
CPM	Movement joints profiles	Coprtec	Modular joint cover	89
CPML/CPMP	Movement joints profiles	Jointec	Coprijoint	89
CR	Wall covering profiles	Coflex	Internal cove	74
CR	Movement joints profiles	Coflex	Perimeter joint	82
CRM - BT	Wall covering profiles	CRM - BT	Mosaic	67
CTL	Movement joints profiles	Coflex	Grindable joint	78
CTM	Movement joints profiles	Coflex	Grindable	82
CU-FI	Floor covering profiles	Cubetec	Joint	13
DC	Floor covering profiles	Variotec	Transition	23
new DIC-DIT	Tile installation accessories	Spacer	Spacers	128
DR/DS	Floor covering profiles	Variotec	Edge strip	24
new DISC10	Tile installation accessories	Spacers	External spacers	128
DIY	Tile installation accessories	Do-it-yourself profiles	Custom profiles	133
DK	Floor covering profiles	Variotec	Transition	23
new Draintec 3	Tile installation membranes	Draintec	Drainage	103
Draintec 8	Tile installation membranes	Draintec	Drainage	103
new Draintec 8S	Tile installation membranes	Draintec	Drainage	103



Code	Family	Product	Function	Page
EP	Floor covering profiles	Coverttec	Joint	14
ER	Wall covering profiles	Sanitec	Resin cove	74
FI	Stair nosing profiles	Stairtec	Non-slip trim	38
new FIR	Stair nosing profiles	Stairtec	Resin Grip	38
FL-AS	Stair nosing profiles	Stairtec	Decorative for ceramic	39
FL-IL	Stair nosing profiles	Stairtec	Decorative Stainless Steel	39
new FLR	Stair nosing profiles	Stairtec	Stainless Steel	39
new FO	Stair nosing profiles	Stairtec	Non-slip technical	44
Foiltec	Tile installation membranes	Foiltec	Waterproofing/Uncoupling	100
FS	Stair nosing profiles	Stairtec	Non-slip trim	36
FSF	Stair nosing profiles	Stairtec	Non-slip trim	36
FSL	Stair nosing profiles	Stairtec	Non-slip edge	37
FW	Stair nosing profiles	Stairtec	Wood for ceramic	38
new GA	Movement joints profiles	Jointec	Structural	86
new GAD/GALD	Movement joints profiles	Jointec	Structural joint cover	86
new GADP	Movement joints profiles	Jointec	Perimeter Structural Joint Cover	86
new GAL	Movement joints profiles	Jointec	Structural	86
new GALP	Movement joints profiles	Jointec	Perimeter	86
new GAP	Movement joints profiles	Jointec	Structural floor-wall	86
GC/GCP/GCR	Movement joints profiles	Jointec	Concrete floors	90
GD/GDL	Movement joints profiles	Jointec	Structural joint cover	88
GDM	Movement joints profiles	Jointec	Structural joint cover	88
GE/GEL	Movement joints profiles	Jointec	Structural	84
GEP/GELP	Movement joints profiles	Jointec	Perimeter modular	88
GH	Movement joints profiles	Jointec	Sliding structural	87
GI-GIL	Movement joints profiles	Jointec	Replaceable insert	89
GM/GML	Movement joints profiles	Jointec	Structural modular	85
GMP/GMLP	Movement joints profiles	Jointec	Perimeter modular	88
GR/GRL	Movement joints profiles	Jointec	Structural	84
GRM	Movement joints profiles	Jointec	Structural	84
GS	Movement joints profiles	Jointec	Seismic expansion joint	87
GT	Movement joints profiles	Jointec	Control joints	89
GW	Movement joints profiles	Jointec	Structural waterproof	87
IC	Baseboard and wall protection rails	Sanitec	Hygienic	109
IC	Wall covering profiles	Sanitec	Internal cover	75
IJ	Wall covering profiles	InterJolly	Internal corner	75

Code	Family	Product	Function	Page
K	Drainage systems	Profile Drain	Drainage profiles	117
new KV/KPV	Drainage systems	Profile Drain	Sloping profiles	117
KJ-P	Wall covering profiles	KeraJolly	Co-extruded cove	74
new KJ	Wall covering profiles	KeraJolly	Finish	65
Linear Drain	Drainage systems	Linear Drain	Shower Linear Drain	114
new LEB	LED profiles	LED	LED	137
new LEL	LED profiles	LED	LED	137
new LEM	LED profiles	LED	LED	137
new LES	LED profiles	LED	LED	137
new LEV	Tile installation accessories	Leveltec	Levelling system	122
LG	Floor covering profiles	Woodtec	Joint	31
new LI 10	Wall covering profiles	Listec	Decorative	69
new LI 10 glitter	Wall covering profiles	Listec	Glitter decorative	70
new LI 15	Wall covering profiles	Listec	Decorative	70
new LI 15 glitter	Wall covering profiles	Listec	Glitter decorative	70
LI 20-22	Wall covering profiles	Listec	Decorative	69
new LIA	Wall covering profiles	Listellos	Decorative mosaic	70
LIM 44	Wall covering profiles	Mosaictec	Decorative mosaic	67
LIM 51	Wall covering profiles	Mosaictec	Decorative mosaic	67
LP	Floor covering profiles	Woodtec	Wood end cap	31
LS	Floor covering profiles	Variotec	Compensating edge	31
LT	Floor covering profiles	Woodtec	Wood end cap	30
MAG	Tile installation accessories	Magtec	Magnetic access panels	129
MA	Floor covering profiles	Carpetec	End cap moquettes	32
MS/MD	Floor covering profiles	Carpetec	End cap moquettes	33
MB	Floor covering profiles	Linetec	Separation	16
MG	Floor covering profiles	Carpetec	Carpet joint	32
MP	Floor covering profiles	Carpetec	Transition	32
MUD	Drainage systems	Multidrain	Surface outdoor drainage	118
Multiclip	Floor covering profiles	Multiclip	Multiclip	25
Multicover	Floor covering profiles	Multicover	Wood	29
Multifix	Floor covering profiles	Multiclip	Multiclip-multifix mounting	28
PD	Perimeter profiles for balconies and terraces	Copridrain	Drain grate	96
PD	Drainage systems	Copridrain	Drain grate	116
PQ	Floor covering profiles	Linetec	Junction	24
PR	Floor covering profiles	Linetec	Junction	24

Code	Family	Product	Function	Page
PS	Tile installation accessories	Pesotec		129
PS130	Baseboards and wall protection rails	Plano	Drywall	110
PT	Floor covering profiles	Linetec	Separation	16
PU	Floor covering profiles	Linetec	Junction	24
RD	Floor covering profiles	Roundtec	Transition	14
RD	Stair nosing profiles	Series	Rounded	40
RE	Wall covering profiles	RoundCorner	Corner joint	73
RJ	Floor covering profiles	Roundjolly	Thin-Set	11
RJ	Wall covering profiles	RoundJolly®	Junction	59
RJ	Stair nosing profiles	RoundJolly®	Thin-set	40
RJE	Wall covering profiles	RoundJolly®	Finishing	62
RJF	Wall covering profiles	Filojolly	Invisible	58
RJF	Wall covering profiles	Mosaictec	Mosaic	66
RJM	Wall covering profiles	Mosaictec	Mosaic	66
RO	Wall covering profiles	RoundCorner	Corner guard	71
RP	Floor covering profiles	Leveltec	Transition	22
RS-IL	Wall covering profiles	Sanitec	Internal cove	73
SA	Stair nosing profiles	Stairtec	Non-slip edge	47
SB	Wall covering profiles	Sanitec	Internal cove	72
new SB15-IL	Wall covering profiles	Sanitec	Junction	73
SB20/SB24	Wall covering profiles	Sanitec	Junction for bathub, shower trays	76
SB18/SB12	Wall covering profiles	Sanitec	Methacr. for bathub, shower trays	76
SB30	Wall covering profiles	Sanitec	Multipurpose junction	76
SJM	Stair nosing profiles	SJM	Ultra-thin tiles	43
RS-IL	Wall covering profiles	Sanitec	Internal cove	73
SC	Stair nosing profiles	Stairtec	Vynil floors	48
SD	Drainage systems	Square Drain	Square	116
SE	Stair nosing profiles	Stairtec	Ribbed edge	46
SET 8011/8010 /8021/8020	Tile installation accessories	SET	Floating floors	126
new SI	Tile installation accessories	SET	Floating floors	45
new SJ	Stair nosing profiles	Stairtec	Stainless steel	12
new SJ	Floor covering profiles	Squarejolly	Joint	52
SJ	Wall covering profiles	Squarejolly	Multi-purpose	42
SJM	Stair nosing profiles	Squarejolly	Square for ceramic	11
SJM	Floor covering profiles	Mosaictec	Thin-Set	66

Code	Family	Product	Function	Page
SJQ	Wall covering profiles	Squarejolly	Decorative	68
new SJR	Stair nosing profiles	Squarejolly	Square with Resin Grip	43
SL	Stair nosing profiles	Stairtec	Retrofit	47
new SLO	Drainage systems	Slope Drain	Shower Tray	119
SM	Stair nosing profiles	Stairtec	Carpet	49
SP	Floor covering profiles	Covertec	Joint	17
SR	Floor covering profiles	Trimtec	Trim	9
SR	Stair nosing profiles	Stairtec	Metal for ceramic tiles	38
ST	Floor covering profiles	Striptec	Threshold	18
STB/STP	Floor covering profiles	Striptec	Existing floors	20
STC	Tile installation accessories	Coprifilo		129
SUPA	Tile installation accessories	Support	Supports self leveling head	126
SUPF	Tile installation accessories	Support	Supports self leveling head	126
SW	Stair nosing profiles	Stairtec	Non-slip strip	45
SWH	Stair nosing profiles	Walktec	Non-slip strip	46
new SWP	Stair nosing profiles	Stairtec	Stainless steel button	45
SWR	Stair nosing profiles	Stairtec	Non-slip button	45
TJ	Wall covering profiles	Trialjolly	Edge	68
TR	Wall covering profiles	Kerajolly	Finish	64
new TR	Floor covering profiles	Trimtec	Multipurpose	6
new Soltec	Drainage systems	Soltec	Uncoupling	102
Variotec	Floor covering profiles	Variotec	Transition	23
WA	Wall covering profiles	Wallprotection	Corner guard	72
WA	Baseboards and wall protection rails	Wallprotection	Corner guard	111
WB	Baseboards and wall protection rails	Wallprotection	Hygienic	111
WP	Baseboards and wall protection rails	Wallprotection	Wall rail	111
ZP	Floor covering profiles	Leveltec	Junction	24
ZR	Floor covering profiles	Zerotec	Transition	15
ZRM	Floor covering profiles	Zerotec	Transition	14
ZRR	Floor covering profiles	Ramptec	Transition	15



+ Color



Pure White RAL 9010



Beige Bahama no RAL



Soft Blue no RAL



Red brown no RAL



Ivory White RAL 9001



Dark Beige RAL 1019



Soft Green no RAL



Dark brown no RAL




Rustic White no RAL



Cream RAL 1015



Micaceous Grey no RAL



Cement Grey RAL 7030



Light Grey RAL 9018



Ivory RAL 1013



Black RAL 9005




Soft Pink no RAL



Pastel Grey RAL 7038



Peach no RAL



Corten no RAL



Klinker Red no RAL



Embossed dove



Embossed pastel Grey



Embossed Cement Grey



Embossed Dark brown

BORDER

+ Stone



White marble



Caramel Beige



Azure blue



Light travertine



Dove Beige




Grey marble



Travertine Beige



Antique Pink



Stone Grey



Marble navona




Peach Pink



Soft Green



Beige Pink



Beige yellow




Brazil Green

+ Wood



RS

Bleached



AC

Marple



FA

Beechwood



RO

Oak



CI

Cherry



NC

Light walnut



NS

Dark walnut



WE

Wengé



RD

Decapé oak




RG

Grey oak



RW

Wengé oak



ATRS

Aluminum Whitened oak texture

+ Metal



AN

Natural Aluminum



AS

Silver Aluminum



AR

Aluminum copper



AB

Aluminum bronze




AOB

Bright polished Aluminum copper




ATWE

Aluminum wengé texture



AO

Aluminum gold



AT

Aluminum titanium



ASS

Brushed silver Aluminum




ASB

Bright polished Chrome



ASXB

Sanded bright polished silver Aluminum



ATTK

Aluminum teak texture



IL

Polished stainless steel



IS

Brushed stainless steel



IX

Sanded stainless steel



ATB

Bright polished Aluminum copper



ACXB

Sanded bright polished champagne Aluminum



ATRO

Aluminum oak texture



ON

Natural brass



OL

Polished brass



OC

Chromed brass



ARB

Bright polished Aluminum copper





ASSB




Brushed bright polished silver Aluminum


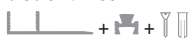
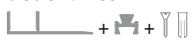



Code Key:


 **SELFLINE/PRE-CUT** 0.90 and 1.35 m
Ceramic line with EAN bar code without individual packaging

 **SELFLINE-A and SELFLINE-N/KIT PRE-CUT**
0.90 and 1.35 m
Individual PET packaging with EAN bar code

 **SELFLINE-F/KIT PRE-CUT**
 5+5 x 0.90m
 7 + 7 x 1.35 m
Individual packaging with screws and dowels

 **SELFLINE/KIT PRE-CUT MULTICLIP**
0.90 and 1.35 m
 + 
Individual packaging + base, clip screws and dowels

 **SELFLINE-T/KIT PRE-CUT MULTIFIX 6 pcs/m**
0.90 and 1.35 m + €/m 2,16
Individual packaging with 6 dowels/meter

 **CURVELINE/FORMABLE Code D**
AND + €/m 1,48 OND + €/m 2,65
ASD + €/m 1,48 ILD + €/m 2,95
Version with fomable flange

10% price surcharge for profiles cut to length with off-cuts at charge.
"N" articles in the drilled version (holes every 18cm)
All the drilled articles "F" in 2,70m length can be supplied not drilled
"N" at the same price.

- Standard box
- Industrial box
- Group of standard boxes
- ⊗ Loose pcs - quantity below the standard box qty. supplied in minimum

Article Code/Profile section

Profile Length



Main dimension/Height-Width

Material/Finish



Terms and Conditions of Sale:

All prior conditions of sale shall be deemed to be modified as hereinafter stated and the following conditions shall be deemed to supersede and control disputes or claims to goods.

OFFERS AND PRICES

Prices exclude VAT and are intended Ex Works in Torri di Quartesolo (Vicenza, Italy) and do not include dispatch, freight and taxes. All quotations are not binding and are subject to change at any time, without prior notice. Product sale prices are those in force at the actual order delivery date.

CHARGES

Orders below € 500,00 net, will not be accepted. For orders amounting to less than € 800,00 net there will be an extra handling charge of € 30,00 net.

DELIVERY AND HANDLING

If Profilitec is prevented from carrying out the provisions hereof by reason of any acts constituting "force majeure" or any other event beyond its control, interfering with the production or delivery of the products as herein contemplated, Profilitec shall be exonerated from and shall not be liable for any loss or damage arising from any of the foregoing and shall be further excused from making deliveries and shall have, in addition to the foregoing and without prejudice thereto, the absolute right to cancel any purchase orders with respect to any of the products therein described or with respect to any part thereof without incurring any liability of any nature whatsoever other than the obligation to reimburse and return any payments of monies made in advance for the products which shall not be delivered for the reasons hereinabove set forth. Any delivery not in dispute shall be paid for regardless of any other existing disputes between Profilitec and the Buyer relating to other delivered or undelivered products.

INSPECTION AND SAMPLE

The Buyer shall have the right to inspect the products upon delivery of same. Failure by the Buyer to inspect the said products and specify in writing to Profilitec any defective products shall constitute on the Buyer's part an absolute and unconditional waiver of the Buyer's right to reject the products and shall be deemed an acceptance by the Buyer of the products as to quality and/or quantity of same. Any samples of the products shown to the Buyer prior to placement of any order with Profilitec are for the sole purpose and intent of exhibiting to the Buyer the type of products which may be the subject matter of an order by the Buyer. Such samples create no warranty on the part of Profilitec, implied or otherwise, that the said products ultimately forming the subject matter of an order placed by the Buyer necessarily shall conform with the samples referred to above.

CLAIMS

Any claim for damage, short shipment, misdelivery or defects of the products must be specified in writing and brought to the attention of Profilitec at the time of delivery. If no claim is made by the Buyer at the

time of receipt of the products, then the right to make such claim or the right to reject any or all of the products shall be waived by the Buyer. At its option, Profilitec will either replace such products that are proven defective or allow credit for them.

TECHNICAL INDICATIONS

All product characteristics, technical data, samples, drawings and photos have a mere informative purpose, and may be subject to possible inaccuracies and are therefore not binding. Before adopting the recommendations and suggestions here reported, we kindly ask you to check that the articles you have chosen meet your requirements and targets and are suitable to the demanded rates of mechanical and chemical resistance. The suitability of each single product, movement joint and structural joint, should be appropriately evaluated by a competent planner. Our company reserves the right to change products and packaging without prior notice.

INSTALLATION

Profilitec shall in no way be responsible for any claims resulting from the installation or assembly of the products.

LIABILITY

Profilitec is not liable and/or responsible toward any third party and/or Buyer, as the case may be, for any damage and/or loss of any nature resulting directly or indirectly from the use of the products in a manner not in conformity with the instructions accompanying same and in effect with respect thereto and/or resulting from the products being improperly used. Prior to any use of products, the user and/or Buyer has the prior obligation to verify the suitability of the products for their intended use and the Buyer shall assume all risks and responsibility with respect thereto.

Profilitec's responsibility and liability with respect to defective products and/or work attaching thereto shall be confined solely to the replacement and/or repair of same. In addition to the foregoing, Profilitec shall alternatively have the right to reimburse the Buyer the purchase price paid with respect thereto rather than to replace and/or repair the defective products.

TERMS OF PAYMENT FOR ESTABLISHED ACCOUNTS

An interest charge of 5% per annum may be levied on past due invoices. Upon failure by the Buyer to pay for the products, the Buyer shall be obliged to pay all costs of collection incurred by Profilitec including, without limitation, collection agency fees, statutory costs, disbursements, legal fees in an amount not in excess of but equal to 25% of the unpaid balance of the purchase price at the time of the referral of same by Profilitec to a collection agency, attorney, etc..

RETURNS

Profilitec shall not accept any returns unless it authorizes same in writing. In any event, Profilitec under no circumstances shall accept any returned products 30 days from the invoice date of same. All products returned must be in perfect condition and are subject to inspection by Profilitec prior to acceptance of same. Any returns which have not been authorized by Profilitec in advance may be refused; however, if Profilitec accepts the return, a handling charge of 25% will be charged. No returns will be accepted or allowed on any special orders.

ACCEPTANCE

Installation and/or use of the products by the Buyer shall constitute an irrevocable acceptance of the products. Failure to reject the products in the manner and within the time period stipulated in paragraphs 4 and 5 hereof shall be deemed to constitute an acceptance of the products.

CANCELLATION

Orders are not subject to cancellation or deferment of shipment unless Profilitec is indemnified against the loss resulting there from. Profilitec shall not be responsible for delays or non performance caused by strikes, fires or other causes beyond its control, as the whole is stipulated in paragraph 3 hereof. Orders entered on Profilitec's order book cannot be cancelled or changed without Profilitec's prior written consent and only on the terms which will indemnify Profilitec against all loss. At no time shall Profilitec accept the cancellation and/or change of a special order.

SPECIAL ORDERS

The Buyer will defend, at its own expense, any suit which may be brought against Profilitec by reason of the manufacture or sale of special products made to the Buyer's specifications, including any third party proceedings.

MODIFICATIONS OF CONDITIONS

No modifications of the conditions can be made without the prior written authorization from a representative of Profilitec.

LAWS AND JURISDICTION

Sales are governed by Italian law. Any dispute between the parties falls under the competence of the Vicenza Courts. Profilitec S.p.A. reserves the right to recover goods supplied in case of default of payment, according to the terms agreed in the established conditions of sale.



Participation to Transport charges:

Delivery c/o Italian warehouse

Free Italian Correspondent For net orders above €1.500,00

Valid for the following Italian Regions:

Veneto

Trentino Alto Adige

Friuli Venezia Giulia

Lombardia

Piemonte

Emilia Romagna

Normal Carrier

- Free of charge up to: max. 250 Kg / Vol. 1 m³
- Participation to charges abv. 250 Kg /Vol. 1 m³:
Charge of €10,00 each taxable 100 Kg exceeding the 250 Kg.
(weight/vol rate: 250 Kg= 1 m³)

Express carrier (Max. length 2,70 m)

- Free of charge up to: max. 50 Kg / Vol. 0,25 m³
- Participation to charges abv. 50 Kg /Vol. 0,25 m³
Charge of €18,00 each taxable 75 Kg
€24,00 each taxable 100 Kg exceeding the 50 Kg.
(weight/vol rate: 300 Kg= 1 m³)

Tot. charge €30,00 up to taxable 300 Kg
(normal carrier/ express up to 20 Kg)

Participation to charges For net orders below €1.500,00 (same regions)

- Express service on request over the 20 Kg
- from 20 to 50 Kg: Tot. Charge €14,00
 - from 50 to 100 Kg: Tot. Charge €24,00

Note: Charges are always calculated rounded of to the 100 Kg above.

ALL RIGHTS ARE RESERVED.

It is forbidden even partial reproduction of text, photographs and illustrations contained in this catalog without written authorization of Profilitec Corp.

Price List Profilitec Corp.
Code LIST16/EN
Printed SEPTEMBER 2016
Revision DIR./00

Distribution not controlled.





Profilitec SpA socio unico
Via Brescia, 43
36040 Torri di Quartesolo
(Vicenza) ITALY
www.profilitec.com

Contatti:
tel: +39 0444 268311
fax: +39 0444 268319
e-mail: profilitec@profilitec.com



- + FLOOR COVERING PROFILES
- + STAIR NOSING PROFILES
- + WALL COVERING PROFILES
- + MOVEMENT JOINT PROFILES
- + PERIMETER PROFILES FOR BALCONIES AND TERRACES
- + TILE INSTALLATION MEMBRANES
- + BASEBOARDS AND WALL PROTECTION RAILS
- + DRAINAGE SYSTEMS
- + TILE INSTALLATION ACCESSORIES